



A MANUAL
OF
BEE-KEEPING
BY
JOHN HUNTER

ALBERT R. MANN
LIBRARY
NEW YORK STATE COLLEGES
OF
AGRICULTURE AND HOME ECONOMICS
AT
CORNELL UNIVERSITY



EVERETT FRANKLIN PHILLIPS
BEEKEEPING LIBRARY

SF
523
H745
1874

3 1924 066 723 143



CORNELL UNIVERSITY LIBRARY



Cornell University Library

The original of this book is in
the Cornell University Library.

There are no known copyright restrictions in
the United States on the use of the text.

A MANUAL OF BEE-KEEPING.

A
MANUAL OF BEE-KEEPING.

BY
JOHN HUNTER,

LATE HONORARY SECRETARY OF THE BRITISH BEE-KEEPERS' ASSOCIATION.

"Some have taught
That Bees have portions of ethereal thought,
Endued with particles of heavenly fires,
For God the whole created mass inspires."—VIRGIL.

FOURTH EDITION.

London:
W. H. ALLEN & CO., 13, WATERLOO PLACE.
1884.

7
Gungah:
CLAY AND TAYLOR, PRINTERS

@ 39769

PREFACE TO THE THIRD EDITION.

IN my position as Honorary Secretary of the British Bee-keepers' Association, I was frequently asked to recommend a moderately priced book, which would instruct the inquirer how properly to manage his Bees; to my great regret I was unable to give a satisfactory reply, being acquainted with no work embracing the requisites of cheapness and completeness up to our then standard of knowledge, to bring it within the means of the many. The best work in the English language was unquestionably 'Langstroth on the Honey Bee'; but this, published in America, costs here ten shillings and sixpence. All others that I knew did not explain the various systems and apparatus sufficiently, or were too costly for general use. It was universally acknowledged that the Apiarian Exhibition of 1874 had given an immense impetus to Bee-culture, and I had great hopes that one of our clever and learned Bee-masters would have announced during the following Winter a new Work on the subject, which would fulfil the desired conditions; but the 1st day of February, 1875, arrived, and I had not heard the wished-for news; so, reluctant to let the Spring appear without the needed help, I resolved, *faute de mieux*, to attempt the work myself; and, having sought and found a publisher, began and completed the First Edition of this little Manual in my leisure evening hours of the same month of February.

The Second Edition followed the first so rapidly that very little enlargement or correction was requisite, but between the publication of the Second Edition to the present time a lapse of three years has occurred, during which time Apiculture has made such rapid strides that the necessity has arisen to thoroughly revise the whole work, and, in addition, bring

prominently before Bee-culturists the modern introduction and use of sectional supers and comb foundation, which jointly will, if I mistake not, revolutionize the art of honey raising in Great Britain, as it has already done in America. Until the British Bee-keeper is awake to the necessity of sending his honey to market in the best saleable form, he cannot hope to compete with our enterprising friends across the Atlantic, who are at this present time invading the honey markets of Europe with the same bold energy they have shown with other crops.

In the preparation of this Volume my aim has been to give the best possible information on the subject it was in my power to obtain, and, without attempting to rely solely on my own personal knowledge, I have gleaned materials for the work from every available source. I have been particularly indebted in this way to 'Langstroth on the Honey Bee,' the various 'Bee Journals' of America and Europe, the articles of Mr. Cheshire in 'The Country,' 'The Journal of Horticulture,' 'King's Bee-keepers' Text Book,' and 'Neighbour's Apiary.' I have, I believe, in most cases acknowledged the author from whom I have borrowed. If, in any instance, this is omitted, it is unintentionally; therefore I hope to be pardoned. My aim has been to make known the various new inventions and appliances in Apiculture, and to encourage the culture of the Bee, by showing what wealth is lost to the nation at large by its neglect, and to give, in a popular and handy form, practical instructions to the novice which may start him fairly on the road to profitable Bee-keeping in a merciful and rational manner. Is it too presumptuous to hope, also, that the adept may herein find some useful hints and facts with which he was not acquainted? Earnestly trusting that my work may not be in vain,

I am, &c.,

JOHN HUNTER.

*5, Eaton Rise,
Ealing, Middlesex.
May, 1879.*

CONTENTS.

| | PAGE |
|---|------|
| PREFACE | v |
| NATURAL HISTORY OF THE HONEY BEE | 1 |
| COMBS | 23 |
| BEE-KEEPING | 33 |
| NATURAL SWARMING | 52 |
| ARTIFICIAL SWARMING | 64 |
| HIVES | 70 |
| GUIDE COMBS, AND COMB FOUNDATION | 106 |
| SUPERS AND THEIR MANAGEMENT | 112 |
| THE HONEY EXTRACTOR OR SLINGER | 121 |
| QUEEN CAGES | 126 |
| FEEDERS AND FEEDING | 132 |
| DRONE AND BEE TRAPS | 145 |
| QUIETING BEES | 149 |
| FOREIGN BEES, AND THE METHODS OF LIGURIANIZING AN APIARY | 156 |
| QUEEN-BREEDING AND NUCLEUS HIVES | 164 |
| DRIVING | 172 |
| TRANSFERRING COMBS AND BEES TO FRAME HIVES | 176 |
| DISEASES AND ENEMIES OF BEES | 181 |
| VENTILATION OF HIVES | 189 |
| HONEY AND ITS SOURCES | 193 |
| STINGS | 197 |
| REMOVING BEES | 202 |
| PREPARATION OF WAX | 203 |
| ROBBING | 204 |
| DRAINING HONEY FROM THE COMBS, AND HOW TO MAKE USE OF IT | 205 |
| RECIPES | 207 |

| | PAGE |
|---|------|
| STINGS | 193 |
| REMOVING BEES | 202 |
| PREPARATION OF WAX | 204 |
| ROBBING | 204 |
| DRAINING HONEY FROM THE COMBS, AND HOW TO MAKE USE OF IT | 206 |
| RECIPES | 208 |

A MANUAL OF BEE-KEEPING.

NATURAL HISTORY OF THE HONEY BEE.

"What atom forms of insect life appear!
And who can follow Nature's pencil here?"—MRS. BARBAULD.

FROM the very earliest historic times, the Hive Bee has been cultivated by man for the sake of the delicious honey and useful wax that it produces, as well as studied for the manifold lessons it furnishes in industry and physiology.

The busy merchant, when wanting a symbol for his house, could find no better sign than the "Bee-hive." How common the axiom, "A very Hive of industry." The poet and the moralist fails not to quote our little friend as an example to the young; and the beautiful hymn of Dr. Watts, 'The Little Busy Bee,' can never be forgotten as a memory of our early days, and in ages to come will be taught to our children's children with the same loving wish of a good result as was hoped for us.

To the naturalist and man of science, the Bee affords a never-ending store of Nature's wonders; although philosophers, from Aristomachus, four centuries before the Christian era, Cicero, Pliny, Philiscus, Virgil, Theophrastes, Plutarch, and Columella, to those of modern times, Maraldi, Réaumur, Sir Christopher Wren, the illustrious blind Huber, and Lord Brougham, all wrote

upon and studied the Bee, the wonders it unfolds are not yet exhausted.

The patience and sagacity of the naturalist have had an ample field for exercise in the study of the structure, physiology, and domestic economy of Bees; their preservation and increase have been objects of assiduous care to the agriculturist; and their reputed perfection of policy and government have long been the theme of admiration, and supplied copious materials for argument and allusion to the poet and the moralist of every age. The accurate investigation of life within a Bee-hive has, from the old form of the latter's construction, been beset with so many difficulties that very often wrong deductions have been drawn from supposed facts discovered, and succeeding authors without confirmation have unwittingly promulgated errors, until much of the written history had become little better than fable, the correction of which is left to our own time and daily improving means of observation.

In Great Britain and on the Continent of Europe there is cultivated, so far as I know, but one species of Hive Bee, although of this there are several varieties. Our common English, or Black Bee, has been scientifically named *Apis Mellifica*; and the Italian, or Ligurian Bee, *Apis Ligustica*; but all entomologists agree that they are one and the same species.

Dr. Gerstacker even goes so far as to consider the Egyptian Bee, *Apis Fasciata*, and another African Bee, *Apis Adansonii*, as varieties also. The best authorities are in a difficulty as to which Bee should rank as the species—whether to say *Apis Mellifica var-Ligustica* or *vice versa*. The former, I think, is the more generally adopted; but our distinguished hymenopterist, Mr. Frederick Smith, late of the British Museum, seemed to

consider the most highly coloured as the typical form; and it is possibly more correct to give the precedence to *Apis Ligustica*, but it cannot be decided satisfactorily until we know in what country the Hive Bee really originated.

Physiologically I can detect no difference between Ligurians and Black Bees. Individuals vary in size as well as in colour; but, on dissecting a number of each variety, the difference is nil, and no microscopist could separate a series of any given organs of both, if mixed indiscriminately. Some observers have asserted that the tongue of the Ligurian Bee is considerably longer than our British native Bee, by which means it is enabled to reach the nectar in the red clover, which its ally cannot do; but I have carefully measured with the micrometer a great many of both varieties, and I do not find more than the one hundredth of an inch difference in favour of the Ligurian, so small a difference being probably attributable to mere accident of breeding.

The leading feature in the natural history of Bees, and one which distinguishes them from almost all other insects, is their singular distribution into three different kinds, constituting to all appearance so many different modifications of sex.

A hive of Bees in June consists of a Queen, Workers, and Drones.



Worker.
Fig. 1.



Queen.
Fig. 2.



Drone.
Fig. 3.

The first (in abnormal circumstances), and at certain

seasons the last, may be absent ; the second never. The Queen is the only *perfect* female.

“ First of the throng and foremost of the whole,
One stands confest the Sovereign and the soul.”—VIRGIL.

If the colony has not swarmed, the mother of every other Bee in the hive is the Queen, and she is the only means by which the population can be kept up or increased. As on her existence and well-doing depends the vitality of the colony, we will give her majesty precedence, and consider her natural history first.

In considering the development of the Queen, it will be most convenient to include that of Workers and Drones, stating the points in which they differ ; but in a great measure the facts are applicable to all.

The egg of a Bee is of a pearly white ; it is slightly curved, and in length several times greater than in breadth ; it is deposited on the bottom of the cell on its end, and stands somewhat obliquely ; there is no difference either in size or colour in Drone and Worker eggs, *and any cluster of Worker eggs may be made to produce Queens at the will of the Bee-master.* To the uninitiated, this statement looks fabulous ; but I will presently endeavour to show so clearly how it is possible, that I think the most incredulous must be convinced. I will even go further, and state my belief that eggs may be taken which, uninterfered with, would produce Drones (males), and that it is in the power of the skilful scientific Apiarian so to act, that at his will they shall produce either Queens, Drones, or Workers ! When we observe a Queen in the act of ovipositing, we see her put her head into a cell, remain a second or two, apparently inspecting the future cradle, to see that all is in order, then, withdrawing her head, she curves her body down into the cell,

turns half round, and, retiring, leaves an egg behind her. When she lays a considerable number, she does it equally on exactly opposite sides of the comb, thus concentrating and economizing heat for the development of the brood. Three or four days afterwards, the egg is hatched, and a small white larva or caterpillar makes its appearance; it lies coiled up and floats in a whitish transparent fluid, which is deposited in sufficient quantity by the Workers for its nourishment. The Nurse Bees now incessantly attend upon them, and they thrive and grow so rapidly that they double their size in about twelve hours, and in from four to five days they form a ring, and occupy nearly the whole length and breadth of the cell.

The Bees now seal over the cell with a cover made of wax and Bee-bread, whose colour matches that of the surrounding old combs. This cover is convex, that of the Drone cells more so than that of the Workers, and minute holes in it admit air to the larva. Like most other insects, the larva having completed its growth spins round itself a whitish silky cocoon, in which it undergoes the change to a pupa or chrysalis, and eventually in due time appears at maturity as an *imago*, or perfect insect.

The cocoons are made of an extremely thin transparent or semi-transparent film, resembling gold-beater's skin, but without a wrinkle. This film is never removed by the bees, all other larvæ bred in the cell making new films, which remain until the capacity of the cell is sensibly reduced. These films take and retain the hexagon form of the cells most accurately. A remarkable circumstance is the perfect stretching of the film all round the wax cell; there is never found the least wrinkle or laxity, each film being intensely stretched in all parts; there is no interval whatever; the whole of each cell is lined by one entire

piece of film, without any breach, suture, or join. The film lining the cell of the Queen Bee is considerably thicker than the Workers', and this often is coated with wax on the inside.

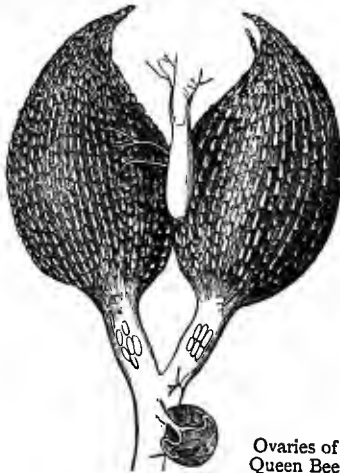
There are no such things as "Queen eggs," that is, eggs destined from the first to produce Queens and no others; and although the cells in which Queens are reared are of very different construction to those of Workers and Drones, I am of opinion that after their construction no egg is ever laid in them; Queens are not raised by the Workers, unless there is a probability that they will be required either in consequence of loss, complete or apprehended, or infertility of the old Queen; and when the raising of Queens is decided on, the Workers select certain eggs already laid, or even an already hatched larva which may be as much as three days old, round which, after destroying the contiguous cells, they build a large cell of totally different construction, within which the young larva is fed with a special food known to Apiarians as Royal Jelly. This appears to have the property of effecting a complete metamorphosis in the development of the larva.

The food so supplied is of a stimulating character, with an acid reaction. It is furnished to the royal larvæ in greater quantities than can be consumed; the Bees appear incessantly to be attending on the royal larva, so that by this treatment the development of all its organs is much accelerated, and on the sixteenth day from the deposition of the egg the perfect Queen appears. When this change is about to take place, the Bees gnaw away part of the wax covering of the cell, until at last it becomes almost pellucid from its extreme thinness. The marvel is inexplicable how a mere change and greater abundance of food, and a more roomy lodging, should so transform the

internal and external organs of any living creature. The case is without a parallel in all the animal creation. It is not a mere superficial change which has been effected, but one which penetrates far below form and structure, to the very fountain of life itself. It is transformation alike of function, of structure, and of instinct. When a hive becomes Queenless, instinct teaches the Bees that the loss must be replaced, or the colony perishes. In the natural order of events the hive will contain eggs and young larvæ, some of whom the Bees select for special treatment, as above described, and rear to Queens. That they will do this is almost certain, but it is not so sure that the Queen will become a prolific mother. Between April and July the young Queen will have every chance of meeting a Drone on her wedding trip, but at other times the probability is more or less doubtful, and unless the desired consummation be attained within thirty days of her birth, she becomes a Drone breeder only—the result being the speedy extinction of her race. On the emergence of the young Queen from her cell she is creamy white in colour, her wings are limp and hairs damp, but she is in full activity; should she cross an open honey cell, she thrusts in her tongue and feeds greedily, and her next thought seems to be to destroy all others of her sister Queens who may yet be unborn. I have seen her tearing open their cells before her own wings were dry, being assisted in the murderous work by the Workers.

From two to seven days after the Queen is born, she issues from her hive, takes wing, and after a good look at her home and its surroundings, for after recognition, speeds with rapid pinions on her nuptial excursion far away out of sight. The question naturally arises, Why should she do this, when her own hive teems with Drones? Probably it is due to the law of nature, that

forbids the mingling of kindred blood without due penalty. Did she mate at home, the usual result of breeding in and in would ensue, and in a few generations the breed would perish; but by flying far away she introduces fresh blood, and her progeny is the more vigorous. Breeders of Ligurian Queens find difficulty arise in keeping up the pure breed from the frequent mesalliances of their Queens. It is said Drones will fly four miles away from home. If Drones were not bred in large numbers, how poor would be the chance of a successful termination to her majesty's excursion. Should the Queen be unsuccessful, she will go out again and again, sometimes, alas! failing to find her way back, or perhaps get picked up by a bird; in either case, if the stock has no eggs or sufficiently young larvæ, and the state of affairs be not quickly discovered and remedied by the Bee-master, the fate of the colony is settled; it dwindles and dies. If, on the contrary, the Queen returns impregnated, she in two days usually commences



Ovaries of
Queen Bee.

her maternal duties, and never more leaves home until she accompanies a swarm and founds a new family. If a Queen Bee be dissected, in her abdominal cavity will be found, in juxtaposition, a pair of organs called the "Ovaries"; these are composed of a multitude of tubes styled the "Ovigerous Tubes," all full of eggs in every stage of growth, from

the full-sized egg just ready to lay, to those that are yet very minute. All these tubes lead to a channel called the "Oviduct," each ovary having its own duct, but these soon unite into one common channel; just below this junction is a little globular sac called "the Spermatheca," about one thirty-third of an inch in diameter, covered with a beautiful white network of tracheæ, or air tubes, and communicating by a small open duct with the main oviduct, before the mouth of which every egg must pass on its passage to the cell. Like the females of most insects, the Queen Bee has sexual intercourse but once in her life, and in the act of union with the Drone the spermatheca is filled with the seminal fluid. The phenomenon that sometimes occurred in a Bee-hive of the Queen laying eggs that produced males only, had for ages puzzled philosophers without any satisfactory solution, and it was reserved for Dzierzon to promulgate a new and startling theory of reproduction, which, in the words of its distinguished author, is said to have "explained all the phenomena of the Bee-hive as perfectly as the Copernican hypothesis the phenomena of the heavens." Dzierzon first expressed his views upon the reproduction of Bees in the year 1845. The principal points of this theory may be shortly expressed thus:—1st. That the Queen (female Bee), to become good for anything (*i. e.* to breed Workers), must be fertilized by a Drone (the male), and that the copulation takes place only in the air; that Drone eggs do not require fecundation, but that the co-operation of the Drone is absolutely necessary when Worker Bees are to be produced; that in copulation the ovaries are not fecundated, but the seminal receptacle (or spermatheca), which in the virgin Queen is filled with a limpid fluid, is saturated with semen, after which it is more clearly

distinguishable from its white colour; and that the supply of semen received during copulation is sufficient for her whole lifetime. From the inability to meet the Drone, no Queen lame in her wings can ever be perfectly fertile; that is, capable of producing both sexes. 2nd. All eggs which come to maturity in the ovaries of a Queen Bee are of one and the same kind, and when they are laid without coming in contact with the male semen become developed into male Bees. This theory of Dzierzon's, styled Parthenogenesis, has since been amply confirmed by numberless experiments, although what power the Queen possesses (or how she exercises it), of determining which eggs shall receive fecundation and which not is still a mystery. Certain it is, that when eggs are laid in Drone cells Drones are produced.

It has been suggested that the extrusion of the seminal fluid from the spermatheca requires abdominal pressure, which the construction of Worker cells affords, and the larger size of the Drone cells does not; this theory has been combated by saying the Queen will often lay eggs on the floor of cells whose walls are not yet built; but I do not know that it has been proved that these eggs were allowed by the Bees to hatch; and it is well known where eggs are dropped or placed in undesirable places they will eat them.

To demonstrate that unfertilized eggs will hatch and produce Drones, and Drones only, is easy. Observation has proved that unless a young Queen becomes impregnated during the first thirty days of her life, she becomes incapable of receiving impregnation; and though she continues laying, all her eggs produce but Drones. A Drone-breeding Queen is a common occurrence in an apiary of any extent, and is of course a misfortune, as no Workers being forthcoming to replace the dead, the

colony will become extinct. And, again, if for the sake of experiment the Apiarian late in the autumn causes the Bees of a hive to rear Queens, which can be easily done by removing their old Queen, there being no Drones about, impregnation becomes impossible, and the young Queen becomes a Drone breeder. These facts are said to be taken advantage of by breeders of Ligurian Queens, who contrive to keep Queens in their apiaries who breed nothing but Drones, and so they have abundance ready to fertilize late-bred Queens, when they would otherwise naturally be unable to meet with a mate. It is, however, a debatable point whether Drones from an unimpregnated Queen can fertilize another Queen.

To dissect out the spermatheca of a Queen is an easy task to any one who has a moderately delicate sense of touch and a microscope. It is only necessary with a couple of needles to separate the last two or three segments of the abdomen, and with the needles turn out the contents on a slip of glass. With a magnifying glass may now be found the little sac of a whitish-yellow colour; and with the assistance of a microscope this should be placed on a small drop of warm water previously put on a clean glass slip, crushed with a needle and immediately covered with a thin glass cover, now under a quarter of an inch objective if the Queen was impregnated, the characteristic contorted movements of the spermatozoa may be seen in countless thousands, forming a strange and wonderful sight. The spermatheca of a virgin Queen contains only a transparent fluid. I have verified the impregnation of a Queen Bee months after her decease by simply soaking her abdomen in water for a few hours, when the spermatozoa was easily found. My illustrious namesake, John Hunter,

the great anatomist, in conjunction with Sir Everard Home, performed a series of experiments in attempting to impregnate the eggs of Bees and other insects after they had been deposited by the female; he succeeded with the Silkworm Moth, but failed with the Bee.

The facilities we have now for such experiments are many times greater than he had; and I have thought it possible that if eggs freshly laid in Drone cells be removed to Worker cells, and then touched with a small camel-hair pencil, previously dipped in *diluted* seminal fluid obtained from the spermatheca of a Queen, the sex of the future young would be changed from male to female; and if so, Queens or Workers could be reared from them. Since I first broached this subject, I have read that Dr. Donhoff, of Germany, in 1855, reared a Worker larva from a Drone egg which he had artificially impregnated, and Langstroth tried the same experiment and failed, but he appears to have left the eggs in the Drone cells contrary to the plan of removal I suggest.

Von Siebold, who made many most skilful microscopical examinations of eggs, affirms that among fifty-two eggs taken from Worker cells, examined by him with the greatest care and conscientiousness, thirty-four furnished a positive result; namely, the existence of seminal filaments in which movements could even be detected in three eggs; and among twenty-seven eggs from Drone cells, examined with the same care and by the same method, he did not find one seminal filament in any single egg, either externally or internally.

The fertility of the Queen Bee is enormous; in this respect some greatly exceed others; a young Queen will usually lay more eggs in a given time than an old one, which is only according to the natural order of

things. In the height of the summer season, with combs in good order, a Queen will lay two thousand to three thousand eggs per day, and she lives four or five years.

Dzierzon says most Queens in spacious hives, and at a favourable season, lay sixty thousand eggs in a month, and a specially fertile Queen in four years, which she on an average lives, lays over one million eggs. The rate at which eggs are deposited is largely governed by the strength of the population and the cell space at the Queen's disposal. Under the most favourable circumstances, Bees and stores abundant, hive dry, and clean empty Worker combs, in no month will breeding entirely cease. But although a hive in mild weather appears tolerably full of Bees, on the appearance of frost the Bees draw closer together, and when very cold, numbers even get quite into the vacant cells, until but a small space retains the necessary heat (from ninety to a hundred degrees Fahrenheit) to hatch eggs or rear larvæ. Of course it is useless for the Queen (were she able) to lay outside the cluster, and consequently it soon happens, from the want of warm empty cells, that breeding diminishes or ceases. At all times a daily loss of Bees by natural deaths occurs, and it is of vital importance to replace the dead by young Bees, or when spring-time arrives the hive will be found to contain only a population of old Bees, which will succumb to the first hard work.

But *one* Queen is allowed to exist in each hive, although exceptional cases have been recorded where this almost invariable rule has for a short time been broken. In four instances which have come under my personal cognizance, the dual monarchy has only been permitted to continue a few days, and in three cases out

of the four it was evident the old Queen was becoming worn out and was deposed. The Queen is not nearly so bulky as a Drone, but her body is longer and considerably more tapering, more so even than that of a Worker. Her abdomen is also generally lighter in colour than the other Bees; and when she has fully entered upon her duties as a matron, her movements are slow and majestic, and she can rarely be induced to take wing. The sole business of the Queen is to lay eggs. No part of the work of the hive is done by her, and she is usually found surrounded by many of her subjects standing in a circle, with their heads towards her, ready to clean, feed, or otherwise attend to her and take care of the deposited eggs. Whenever her majesty changes her position, the Bees make way for her, closing round and keeping the circle up, allowing free space for her movements in the centre. The sight of a Queen thus attended is one of the most curious and interesting things in a hive. Old writers have been very fond of descanting on the love and veneration Bees have for their Queen, and the courage with which they will defend her. Such is not the case. I have hundreds of times picked up the Queen from the midst of crowds of her subjects, and in no instance was I ever attacked, nor could I discover any feeling of the Bees in the matter. Not unfrequently the Workers will attack their own Queen if she has been kept from the hive many minutes, and in the case of an immigration of strange Bees, they will permit the latter to seize and worry the Queen without interference. The assiduous attention paid to the Queen is evidently only Nature's care for the safety of the eggs. Until a Queen begins to lay she meets with no attention whatever from the Bees.

The Queen has a sting, but has never been known to

use it except in combat with a rival. It has many times been related how in the case of a strange Queen's appearance in the hive, the rightful sovereign and the intruder engage in single combat, being urged thereto by the Workers. I fear this is but a pretty fable; my experience of a great many instances being that the stranger is seized by the Workers, who gather round her and form a closely packed ball as large as a walnut, where they bite and worry her (rarely stinging) until she dies. I have known her so kept ten days, during which time she must of course have been fed. On the first gathering of this ball, technically called "an encasement," the Bees seem greatly excited; a continual hissing is kept up, and I have often taken the ball into my hand, and pulling off the Workers released the Queen. The former have no inclination to sting when so treated. If two Queens are captured and confined together under a tumbler, they run about until they meet, locked in each other's embrace, they fight and tumble about like gladiators, probably one getting soon stung, when she at once dies. At other times they meet and separate again and again, until they seem to get tired of fighting, and move indifferent to each other's presence.

The Workers form the bulk of the population, and are the smallest Bees in the hive. Their development is complete in twenty-one days from the laying of the egg, although this period is sometimes extended or curtailed a few hours.

According to Réaumur, there are five thousand three hundred and seventy-six Workers in each pound weight, and the celebrated John Hunter counted two thousand one hundred and sixty in an imperial pint. A populous hive will often contain forty thousand or fifty thousand Workers, whose part in the economy of the colony is, as

their name implies, *to work*—by them all the labour is done: honey gathered, wax made, combs built, young tended; in fact, everything that requires work is accomplished by the Workers. These Bees are barren, or more properly speaking, not fully developed females, which may be proved on dissection, the organs of their sex being discoverable, although not in a fully developed state. Workers have a sting, which they are ever ready to use on an enemy, even though, as is usually the case, their lives pay the penalty, for, being barbed, the sting is retained in the wound and drags out with it part of the Bee's intestines.

They are furnished with an exceedingly curious tongue, with which they obtain honey from the flowers and convey it to their mouth, whence it passes to the honey bag, to be afterwards ejected into the cells. The hind legs of the Workers are furnished with a spoon-shaped hollow, called the "Pollen Basket," in which they convey that material to the hive. The length of life of a Worker Bee is determined by the amount of work it does, and the introduction of Ligurian Queens at various seasons enables us to determine this question with almost certainty. After the introduction of a fertile Ligurian Queen to a colony of Black Workers in May, if we examine the hive two months subsequently, we shall find very few Black Bees remain, they having died and been replaced with Ligurians; and as, probably, at the time the strange Queen commenced her reign, some eggs or young larvæ of her predecessor remained, we may conclude that six weeks is the limit of time a Worker Bee will live in summer. Should the new Queen be introduced in October, not until April following will the same state of affairs be found; it is thus evident that the quietude and rest of winter prolongs the Bee's life fourfold.

“Another race the spring and fall supplies,
They droop successive and successive rise.”—EVANS.

For some time after Bees emerge from the pupa state, they employ themselves within the hive as Nurses and comb-builders; they may be readily distinguished by a greyish bloom they appear to wear. The period of their seclusion, before they commence honey gathering, varies from a few days to two or three weeks, according to the season, they

“With fond attention guard each genial cell
And watch the embryo, bursting from the cell.”—EVANS.

It has been stated that if the Apiarian introduces a small quantity of “Royal Jelly” from a Queen cell, into a Worker cell, containing a young larva, the Bees will rear that selected larva into a Queen.

I have tried this experiment, which failed; but it is a common practice in America, when wishing to compel common bees to rear Ligurian Queens, for the Bee-master to remove the growing Black Queen larva, and replace it with a Worker larva from the Ligurian stock, which will then be successfully transformed into a Queen.

A phenomenon that sometimes happens in a Queenless hive when a Worker is found, which is sufficiently fertile to oviposit, is surmised to occur from the Bees having partly fed it, when a larva, on Royal Jelly, causing a greater development of its sexual organs, but yet not sufficient to constitute a Queen. These fertile Workers only produce drones, they are sometimes a great nuisance in a hive, and from the impossibility of distinguishing them from the other workers are difficult to remove. Mr. Rorl suggests that the Bees should be driven, removed away from their stand, and allowed to fly home; the fertile Worker never having before

flown would not know her way home, and be probably lost.

Although I have often been conscious that a stock was suffering from the presence of a fertile Worker, only once have I had positive identification of the individual. A correspondent having captured a Worker in the act of ovipositing, forwarded her to me alive—outwardly I could see no difference from an ordinary Worker, but on dissection found eggs in various stages of development.

The Drones are the males, whose sole office is to fertilize the young Queens; although doubtless they assist in keeping up the temperature of the hive. They are much stouter than either the Queen or the Workers, but do not exceed the Queen in length. They have no sting with which to defend themselves, no basket on their legs for pollen, no excretory organs for wax, and no suitable tongue for gathering honey from the flowers. Their voice is a loud sonorous hum, very noticeable when flying. Under ordinary circumstances, they only exist in the summer, when young Queens may be expected to emerge; and a colony having sent forth its complement of swarms, the Drones are immediately slaughtered by the Workers; they accomplish this butchery by biting, teasing, and starving their unfortunate brothers, for they seem to know that if they use their stings they themselves will die. Often a Drone may be seen with two or more Workers gnawing at his wings and legs; then, thrown from the hive, he perishes for want of power to rise again. While the massacre is in full progress, the floor of the hive may be found covered with wounded Drones in various stages of starvation, kept there by the Bees until they die or can be thrown out.

“The sad-ey'd justice with his surly hum,
Delivering o'er to executors pale,
The lazy, yawning Drone.”—SHAKESPEARE.

When suffering this ill treatment Drones will take refuge in any neighbouring hives, and where one is Queenless they will be welcomed and allowed to remain unmolested. The number of Drones in a hive varies considerably from one hundred or two hundred to some thousands.

I do not know that the length of life of the Drone has been satisfactorily ascertained—in fact, we may conclude they usually meet with a violent death before they are three months old, but I have in a Queenless stock kept Drones alive from Autumn until the following Spring. Drones, the progeny of a fertile Worker, are commonly reared in Worker cells; in this case they are diminutive in size—scarcely larger than Workers. The act of copulation with the Queen is instantly fatal to the Drone, and in separating, the Queen drags out his organs, which remain attached to her for some time after her return home.

The possession of a hive of Bees affords a fund of material by which many instructive and amusing experiments may be carried out, and by which facts in natural history may be brought to light, perhaps small in themselves, but great in the aggregate.

Sir John Lubbock has initiated such experiments in endeavouring to arrive at a knowledge of how far Bees are endowed with power of communicating intelligence one to another—his conclusions are not very favourable to the Bees; I give the Bees more credit for that power than he does, but have made no special observations to demonstrate the point. In a paper communicated to the Linnean Society, Sir John Lubbock states, he

arrives at the conclusion, that Bees do not communicate intelligence of discovered food one to the other, and that they do not readily discover honey. Probably Sir John's experiments were conducted in summer, when Bees are perfectly indifferent to exposed stores. I think the same experiments carried on in Autumn, after all natural supplies had ceased, would have shown the experimentalist the desperate eagerness of the Bees for plunder; that they have means of communicating intelligence of a discovery I have little doubt. In my Apiary I have seen a bottle of syrup, placed on the top of a hive containing Ligurian Bees, surrounded and emptied in a few hours, by an only stock of Black Bees standing in the midst of ten hives of Ligurians, scarcely one of the latter ever being seen in the crowd; how else than the power of communication can we account for the Black Bees from the solitary hive taking possession, unless they had been led thither by the first discoverers, their compatriots?

That Bees can see of course does not admit of doubt. When a Bee leaves her hive for the first time, she flies backwards and forwards several times with her head turned towards it—evidently taking its bearings for recognition; and then, however far she flies, returns straight home; now if before her return the appearance of the hive be altered, she becomes evidently confused, but eventually enters; if the hive be moved but a few inches, she gives the same indication of doubt, and will, if possible, alight on the old spot several times before she discovers her home; the acuteness of her sight does not, as we should think would be the case, direct her at once to the hive she has been accustomed to, but I should rather say it is instinct that guides her to the old spot. Sir John Lubbock, who has experimented

very patiently on the senses of Bees, took considerable trouble to ascertain if Bees can distinguish colour, and he comes to an affirmative conclusion.

Naturalists have many times observed that insects, ants especially, communicate intelligence one to the other by crossing their antennæ; and Huber states that in Bees these organs have the same use. He wished to ascertain whether, when the Bees had lost a Queen (intelligence of which traverses a whole hive in about an hour), they discovered the sad event by their smell, their touch, or any unknown means. He first divided a hive by a grate which kept the two portions about a quarter of an inch apart, so that the Bees could not come at each other. Though scent would pass in that part in which there was no Queen, the Bees were soon in great agitation, and as they did not discover her where she was confined, in a short time they began Queen cells, which quieted them. He next separated them by a partition through which they could pass their antennæ but not their heads; in this case the Bees all remained tranquil, neither intermitting the care of the brood, nor abandoning their other employments, nor did they begin any royal cell. The way they assured themselves that their Queen was in the vicinity, and to communicate with her was, to pass their antennæ through the openings of the grate. An infinite number of these organs might be seen at once, as it were, searching in all directions, and the Queen was observed answering these anxious inquiries of her subjects in the most marked manner, for she was always fastened by her feet to the grate, crossing her antennæ with those of the inquirers.

Notwithstanding the conclusion of Huber, it is not uncommon for bees to build Queen cells, even when a Queen is with them confined in a wire gauze cage, where

they could have free communication with her by means of their antennæ.

That the antennæ of insects are organs of intelligence is generally admitted, but in what manner intelligence is communicated has never been determined, probably through a sense of which we know nothing, and never shall, any more than light can be comprehended by those born blind. The olfactory sense is highly developed in Bees; by it they discover food, and know one another. But the sense of hearing is, probably, not very acute. The piping of an imprisoned Queen appears to be heard by the reigning monarch, as she seems to answer it; but Sir John Lubbock, in relating his experiments, tells us that with the utmost efforts he could make with tuning-forks, whistles, violin, or shouting close to the head of the Bee, when all around was still, he never could obtain the slightest indication that the sounds were heard.

Messrs. Kirby and Spence, in their admirable work, thus describes a Bee's operations on a flower when gathering nectar:—

“Observe a Bee that has alighted upon an open flower. The hum produced by the motion of her wing ceases, and her employment begins. In an instant she unfolds her tongue, which was before rolled up under her head; with what rapidity does she dart this organ between the petals and the stamens! At one time she extends it to its full length, then she contracts it; she moves it about in all directions, so that it may be applied both to the concave and convex surface of a petal, and wipe them both, and thus, by a virtuous theft, robs it of all its nectar. All the while this is going on, she keeps herself in a constant vibratory motion. The object of the industrious insect is not like the more selfish butterfly, to appropriate this treasure to herself. It goes into the

honey bag as into a laboratory, where it is transformed into pure honey; and when she returns to the hive she regurgitates it in this form into one of the cells appropriated to that purpose, in order that after tribute is paid from it to the Queen, it may constitute a supply of food for the rest of the community."

Virgil asserted, "a Bee is a ray of divinity;" and when studying with awe the wonders of the Bee-hive, so beautiful in their simplicity, so perfect in their ends, can we fail to acknowledge the presence of that All-guiding Hand, who, by these little insects and all their wondrous works, teaches man a lesson of industry, forethought, and order.

COMBS.

"Galleries of Art, and Schools of Industry."

COMBS, as everyone knows, are built by the Bees of wax, which is a natural secretion of the builders and appears in fine scales between their abdominal rings; it is eliminated from honey, or other saccharine food, possibly assisted by a simultaneous consumption of Bee bread. It was formerly believed that Bees secreted wax from pollen, which we now know to be wrong, from the much greater facilities for observation we enjoy.

After a hard day's work in honey gathering the Bees do not rest, but employ the night in comb-building; this work being then chiefly carried on, and on days when the weather forbids out-door employment; thus no time is lost, even if they be confined several days. If the combs of a hive are examined, the cells will be found to be hexagonal—of several sizes—those for Drones and

Workers never vary, the first are about seventeen to the linear inch, the latter twenty-seven. As well as being used for breeding, these cells are brought into requisition for honey storing indiscriminately if occasion arises; there are also honey cells proper, generally of elongated Drone construction, sometimes very deep, in supers even two or three inches—these honey cells in the main hive are usually found at the top and sides of combs, and on the outer combs more than on the central ones which form the brood nest. Queen cells, which are only present occasionally, that is, when Queens are necessary to be reared, if formed of the Bees' own accord, will be mostly found on the margin of the combs; if the Queen-rearing is forced, they are more often in the centre. These cells are, when fully formed, of an elongated egg shape, one inch long by half an inch in diameter; and, contrary to the other cells, which have a slight upward tendency, these always open at the bottom, that is, mouth downwards. The number of Queens that the stock has reared may commonly be known by the bases of the old Queen cells left; they appear much after the shape of the acorn cup. Cells, where the young Queen has been destroyed by the reigning monarch, are usually quite cleared away by the Workers. Queen cells are never used twice.

The process of comb-building is thus described by Huber (I may here say that in his time it was thought there were two kinds of Workers, whom he styles Wax Makers and Nurses; the fact is, there is but one kind; but the newly-born Workers, for some time after birth, confine their work to nursing and comb-building, and do not at first issue from the hive to gather honey):—

“The Wax Makers, having taken a due portion of honey or sugar, from either of which wax can be elabor-

ated, suspend themselves to each other, the claws of the fore-legs of the lowermost being attached to those of the hind pair of the uppermost, and form themselves into a cluster, the exterior layer of which looks like a kind of curtain. This cluster consists of a series of festoons or garlands which cross each other in all directions, and in which most of the Bees turn their back upon the observer ; the curtain has no other motion than what it receives from the interior layers, the fluctuations of which are communicated to it. All this time the Nurse Bees preserve their wonted activity and pursue their usual employments. The Wax Makers remain immovable for about twenty-four hours, during which period the formation of wax takes place ; and thin laminæ of this material may be generally perceived under their abdomen. One of these Bees is now seen to detach itself from one of the central garlands of the cluster, to make a way amongst its companions to the middle of the vault or top of the hive, and by turning itself round to form a kind of void, in which it can move itself freely. It then suspends itself to the centre of the space which it has cleared, the diameter of which is about an inch ; it next seizes one of the laminæ of wax with a pincer formed by the posterior metatarsus and tibia, and drawing it from beneath the abdominal segment, one of the anterior legs takes it with its claws and carries it to the mouth. This leg holds the lamina with its claws vertically, the tongue rolled up serving for a support, and by elevating or depressing it at will, causes the whole of its circumference to be exposed to the action of the mandibles, so that the margin is soon gnawed into pieces, which drop as they are detached into the double cavity, bordered with hairs, of the mandibles. These fragments, pressed by others newly separated, fall on one side of the

mouth and issue from it in the form of a very narrow riband.

“They are then presented to the tongue, which impregnates them with a frothy liquor like a bouilli. During this operation the tongue assumes all sorts of forms: sometimes it is flattened like a spatula, then like a trowel, which applies itself to the riband of wax; at other times it resembles a pencil terminating in a point. After having moistened the whole of the riband, the tongue pushes it so as to make it re-enter the mandibles, but in an opposite direction, where it is worked up anew. The liquor mixed with the wax communicates to it a whiteness and opacity which it had not before; and the object of this mixture of bouilli, which did not escape the observation of Réaumur, is, doubtless, to give it that ductility and tenacity which it possesses in its perfect state.

“The Foundress Bee, the name which this first beginner of a comb deserves, next applies these prepared parcels of wax against the vault of the hive, disposing them with the point of her mandibles in the direction which she wishes them to take; and she continues these manœuvres until she has employed the whole lamina that she had separated from her body, when she takes a second proceeding in the same manner. She gives herself no care to compress the molecules of wax which she has heaped together; she is satisfied if they adhere to each other. At length she leaves her work and is lost in the crowd of her companions. Another succeeds and resumes the employment; then a third; all follow the same plan of placing their little masses; and if any, by chance, gives them a contrary direction, another coming removes them to their proper place. The result of all these operations is a mass or little wall of wax, with

uneven surfaces, five or six lines long, two lines high, and half a line thick, which descends perpendicularly below the vault of the hive. In this first work is no angle nor any trace of the figure of the cells. It is a simple partition in a right line without any inflection.

“The Wax Makers having thus laid a foundation of a comb, are succeeded by the Nurse Bees, which are alone competent to model and perfect the work.

“The former are the labourers, who convey the stone and mortar; the latter, the masons, who work them up into the form which the intended structure requires. One of the Nurse Bees now places itself horizontally on the vault of the hive, its head corresponding to the centre of the mass or wall which the Wax Makers have left, and which is to form the partition of the comb into two opposite assemblages of cells; and, with its mandibles rapidly moving its head, it moulds in that side of the wall a cavity which is to form the base of one of the cells to the diameter of which it is equal. When it has worked some minutes it departs, and another takes its place, deepening the cavity, heightening its lateral margins by heaping up the wax to right and left by means of its teeth and fore feet, and giving them a more upright form; more than twenty Bees successively employ themselves in this work. When arrived at a certain point, other Bees begin on the yet untouched and opposite side of the mass, and, commencing the bottom of two cells, are in turn relieved by others. While still engaged in this labour, the Wax Makers return, and add to the mass, augmenting its extent in every way, the Nurse Bees again continuing their operations. After having worked the bottom of the cells of the first row into their proper forms, they polish them, and give them their finish, while others begin the outline of a new series,

“The cells themselves, or prisms, which result from the reunion and meeting of the sides, are next constructed. These are engrafted on the borders of the cavities hollowed in the mass; the Bees begin them by making the contour of the bottoms, which at first is unequal, of equal height; thus all the margins of the cells offer an uniformly level surface from their first origin, and until they have acquired their proper length. The sides are heightened in an order analogous to that which the insects follow in finishing the bottoms of the cells; and the length of these tubes is so perfectly proportioned that there is no observable inequality between them. It is to be remarked that though the general form of the cells is hexagonal, that of those first begun is pentagonal, the side next the top of the hive, and by which the comb is attached, being much broader than the rest, whence the comb is more strongly united to the hive, than if these cells were of the ordinary shape. It, of course, follows that the base of these cells, instead of being formed like those of the hexagonal cells, of three rhomboids, consist of one rhomboid and two trapeziums.

“The form of a new comb is lenticular, its thickness always diminishing towards the edges. This gradation is constantly observable, whilst it keeps enlarging in circumference; but as soon as the Bees get sufficient space to lengthen it, it begins to lose this form and to assume parallel surfaces; it has then received the shape which it will always preserve.

“The Bees appear to give the proper forms to the bottoms of the cells, by means of their antennæ, which extraordinary organs they seem to employ as directors, by which their other instruments are instructed to execute a very complete work. They do not remove a single particle of wax until the antennæ have explored

the surface that is to be sculptured. By the use of these organs, which are so flexible and so readily applied to all parts, however delicate, that they can perform the functions of compasses in measuring very minute objects, they can work in the dark, and raise those wonderful combs, the first production of insects.

“Every part of the work appears a natural consequence of that which precedes it, so that chance has no share in the admirable results witnessed. The Bees cannot depart from their prescribed route, except in consequence of particular circumstances, which alter the basis of their labour. The original mass of wax is never augmented, but by an uniform quantity; and what is most astonishing, this augmentation is made by the Wax Makers, who are the depositories of the primary matter, and possess not the art of sculpturing the cells.

“The Bees never begin two masses for combs at the same time; but scarcely are some rows of cells constructed in the first, when two other masses, one on each side of it, are established at equal distances from it, and parallel to it, and then again two more exterior to these. The combs are always enlarged and lengthened in a progression, proportioned to the priority of their origin, the middle comb being constantly advanced beyond the two adjoining ones by some rows of cells, and they beyond those that are exterior to them. Was it permitted to these insects to lay the foundation of all their combs at the same time, they could not be placed conveniently or parallel to the other. So with respect to the cells, the first cavity determines the place of all that succeed it.

“A large number of Bees work at the same time on the same comb; but they are not moved to it by a simultaneous, but by a successive impulse. A single Bee begins every partial operation, and many others in

succession add their efforts to hers, each appearing to act individually in a direction impressed either by the Workers who have preceded it, or by the condition in which it finds the work. The whole population of Wax Makers is in a state of the most complete inaction, till one Bee goes forth to lay the foundations of the first comb. Immediately others second her intentions, adding to the height and length of the mass; and when they cease to act, a Bee, if the term may be used, of another profession, one of the Nurse Bees, goes to form the draft of the first cell, in which she is succeeded by others."

In the form of construction of the cells an abstruse mathematical problem is involved, which long taxed the powers of our ablest mathematicians to solve, and yet this problem the Bee, inspired by a Teacher who never errs, solves every time a comb is built. The combs of a Bee-hive are formed in parallel vertical strata, each of which, when of worker construction, is about an inch in thickness (drone comb is somewhat thicker), the distance between the surfaces of adjoining strata being about half an inch, a space which allows for the passage of the bees over both surfaces. The combs generally extend the whole breadth of the hive, from front to rear, and nearly the whole length from top to bottom; they consist of thin partitions which enclose hexagonal cells opening on both surfaces of the comb, and closed by a partition which is common to those on both sides, and occupies the middle distance between the two surfaces. This partition is not, however, a plane, but is composed of a collection of rhombs; three and sometimes four of these rhombs incline to one another at a certain angle from the bottom of each cell, which thus has the shape of a flattened pyramid, of which the base is toward the mouth of the cell; the axis of each cell coincides not with

the axis of the cell on the opposite surface, but with one of its angles, so that each of the three obtuse angles, at the base of the terminal pyramid, corresponds to the central parts of three of the cells on the opposite side. We may easily satisfy ourselves that such is the case, by piercing the centres of each of the three planes which close the bottom of a cell with a pin, when on turning the comb the three pins will be found to have passed into three different cells on the opposite side. No one has yet been able to explain how bees could have adopted and adhered to so regular a plan of architecture, and what principles can actuate so great a multitude to co-operate by the most effectual and systematic mode in its completion. Several theories have been promulgated, but none have borne the test of serious examination. The foundations of the combs are laid by the bees raising a solid block or plate of wax of a semi-circular form. In this they scoop out a small vertical channel of the size of an ordinary cell. The sides of this channel are then strengthened by additions of wax. On the opposite side two other channels are formed, one on each side of the plane opposite to the former channel. The extremities of these channels, which first present a curved outline, are then fashioned into straight walls forming an angle at each vertex. The bottom of each cell being thus sketched out, the design is completed by raising walls round the sides. Different bees generally work on the opposite sides at the same time, and appear to have some perception of the thickness of the partitions and of the situation of the opposite walls, in which they are perhaps guided by strong prominences occasioned by the depressions which correspond to them on the other side; and they scrape off the wax in those places where its thickness is greatest, that is, where the bees on the other side

had accumulated materials. Soon after the bees have completed the foundations, and constructed a few of the cells of the central comb, they begin two others, one on each side at the proper distance, and in this manner continue to form others in succession, in proportion as the former are advanced. Their object at first seems to be to extend the surface of the work, so as to admit of the greatest possible number of workers being employed at one and the same time. In this way, then, the work proceeds from all points at once; new cells being begun before the former are completed, so that the comb, while it is in progress of construction, has a semi-lenticular shape, broader at the top and tapering below and towards the sides. It extends downwards, however, more rapidly than in any other direction, and its surfaces do not become parallel to each other till the last stage of the building process. When this is completed, the whole is further strengthened by an addition of propolis round the margin of all the cells, and the junctions of every plane, both of the sides and bottoms of the cells, are soldered together by a lining of the same substance. The cells when new are white, but become gradually darker, and when very ancient are almost black; and when in this condition the capacity of the cells is so reduced, by the accumulation of cast-off cocoons, as sensibly to diminish the size of the bees bred therein, but the combs are quite good for breeding purposes for five or six years.

“So work the Honey Bees,
Creatures that by a rule in Nature, teach
The art of order to a peopled kingdom.”—SHAKESPEARE.

BEE - KEEPING.

“As each for the good of the whole is bent,
 And stores up his treasures for all,
 We hope for an evening, with hearts content,
 For the winter of life without lament.
 That summer is gone with its hours misspent,
 And the harvest is past recall!”—DR. AIKIN.

A TRAVELLER who has much acquaintance with Continental rural life, cannot fail to be impressed, when journeying in England, with the small number of Bee-hives he sees scattered about, amongst either the cottages of the labouring classes, or the farms and courts of the gentry, compared with what he sees abroad; and when, perchance, his eye alights on a hive or two, he will nine times out of ten find only the ancient straw skep in use, and that probably badly made. The cottager, although now used to the innovation of steam ploughs and thrashing machines, has been quite content to jog on with his Bees in the same manner that his Saxon forefathers did a thousand years ago. But what a life, and *what a death* for the poor Bees!—the hives are probably reeking with moisture, dirty and decayed, and when the industrious labourers have, in spite of all such disadvantages and neglect, filled them with Nature’s luscious gifts, the fate in store for them is suffocation, with the horrible fumes of brimstone; and this procedure is not practised by the poor and ignorant only, but in many cases adopted by the educated and opulent if, by chance, they own a few Bees.

“Ah! see where, robbed and murdered in that pit,
 Lies the still-heaving hive, at evening snatched,
 Beneath the cloud of guilt-concealing night,
 And fixed o’er sulphur while not dreaming ill,

The happy people in their waxen cells
 Sat tending public cares.
 Sudden, the dark, oppressive steam ascends,
 And used to milder scents, the tender race
 By thousands tumble from their honied dome
 Into a gulf of blue sulphurous flame."—THOMSON.

Tell an ignorant labourer that his honey can be got from the hive, his Bees preserved to work for him again, and that no more honey will be required to feed twenty thousand than ten thousand little mouths during the winter, and you would simply elicit an incredulous smile, he certainly would not be induced to try, however lucidly the process was explained; but *show him how to do it*, let him see the result, and he will another year, perhaps, follow the example set, greatly to his own benefit as well as to that of his Bees. To all Bee-keepers who are thinking men or women, I commend the following chapters, which, carefully studied, will give every necessary instruction by which they may become accomplished Apiarians, and a centre of knowledge for the enlightenment of others.

What portion of our fertile land does not afford sustenance for Bees? Mr. Alfred Neighbour in his work, *The Apiary*, devotes a chapter to "Bee-keeping in London." Could we ever imagine a more unpromising field for honey gathering—London!—foggy, smoky London! But think a moment; London has parks, squares, gardens; and each of these has trees, flowers, and shrubs. What matters if the flowers be dirty, their nectaries secrete the coveted sweet, and the natural filter of the Bees will clarify it better than any artificial one could do. A lady living in Kensington, told me she kept Bees there; they thrive well, and had furnished her with a super of fourteen pounds weight!—they are also kept in the busy Strand next to Charing Cross Railway Station.

It has been asserted that Bees will fly five or six miles for honey, if a supply nearer home be not obtainable; they may, but such an extreme labour would not allow the stock to thrive. Too much time and muscular strength would be consumed in making the journey. The great danger to Bees in town is their liability to be tempted into shops, such as grocers, confectioners, &c., where they get bewildered, fly to the window, and, in the vain attempt to penetrate the glass, they die. Breweries are also fatal places, the sweet wort attracting numbers who perish by drowning.

Associations and societies for the encouragement of agriculture, horticulture, and various other sister sciences, have for many years abounded in England, but it was reserved for 1874, to see the establishment of the first one for the encouragement and promotion of Bee-keeping, when the British Bee-keepers' Association, presided over by Sir John Lubbock, sprung into existence, through the exertions of nearly all our own leading Apiarians, whose observations and writings have contributed so largely to apiarian science. The Association, which did me the honour to elect me Honorary Secretary, held an exhibition at the Crystal Palace, in September, 1874, of "Hives, Bees, and their Produce," of far greater magnitude than was ever gathered together in Great Britain before; these Exhibitions have been continued at the same place, the Alexandra Palace, and at South Kensington, besides giving birth to many Provincial Associations and Exhibitions, the result being that Bee-Keeping in England has received an impetus, which, it is hoped, will eventually be productive of great good.

Such competitive exhibitions surpass everything else as a means of improving all sciences, and the present

advanced state of agriculture and horticulture, is mainly attributable to them. Apiarian Exhibitions form no exception, an immense interest is excited in Bee-keeping, and multitudes of persons have vowed to keep Bees, pleased and astonished at sight of the wonderful supers of honey, and the interesting practical demonstrations of Bee management that are shown, where the Bees, thanks to the skill, coolness, and courage of the manipulators, seem to set aside all will of their own, obedient only to that of their masters. The aim of the Association is, to make these Exhibitions Annual, and to further, by a variety of other means, the advancement of Bee-keeping, both as a Natural Science, and as a means of bettering the condition of cottagers, and the agricultural labouring classes, as well as the advocacy of humanity to the industrious labourer, the Honey Bee. The expenses naturally attendant on these efforts to do good, although not heavy (no officers being paid), can only be met by the addition of members to the ranks of the Association, and the hearty co-operation of all Bee-keepers. Let no one, therefore, stand aloof, but contribute his mite both of money and goodwill to aid the progression of Bee-keeping.

Many persons reading my account of how the Bees may be used will naturally feel surprised, and, perhaps, doubt that their own courage or skill could ever arrive at a point that would enable them to remove all the Bees from a hive, shovel them up or drive them about wherever they desire them to go, and will, perhaps, think they might as well be told to enter a lions' den and put the noble beasts through their performances after seeing the keeper do so. To those unaccustomed to Bees the doubt is reasonable; but there is no secret or charlatan-ism in the matter. A certain amount of courage must

be present with coolness and quietness ; the rest is easy if my instructions are followed. During many practical expositions of Apiarian manipulations more than one lady has been courageously present in the manipulating room, by their own choice, without receiving any injury, although thousands of Bees, driven from their hives, were crawling and flying all round, while the spectators behind a glass or gauze screen gazed with astonishment both at the Bees and the ladies. The facility of handling Bees is not of modern origin. A century ago, a Bee-keeper, named Daniel Wildman, who was domiciled in Holborn, astonished London by his performances with these insects. He had an exhibition at Islington, the records of which, although we must take them "with a grain of salt," show that he had a considerable acquaintance with the fears and dispositions of Bees. It is said he could cause a swarm to settle almost instantaneously where he pleased, even on his head, remove them to his hand, a window, table, &c., at pleasure. This seemed wonderful ; but the solution was simply possession of the Queen—where she went, there went the Bees ! To keep Bees in a merciful and rational manner it is by no means necessary to undertake all the operations I describe, or even adopt frame hives. If the rudest form of hive, the straw skep, be maintained, it is yet not at all necessary to destroy the Bees to get their honey. Read and master the one chapter on "Driving," and the Bee-keeper can rifle their stores, yet preserve their lives and strengthen his stocks for next year, so that they will be able to do double work in reward for their master's humanity.

"Leave them happy in their copious store,
A part they'll give ; and why desire ye more ?
And must ye kill ? Mistaken thought—ah !—shame,
No more involve them in sulphurous flame."

Cottagers can, if they desire it, gradually master all manipulations in time. Gentlemen who are already adepts will willingly give all the help in their power. The cottagers of Scotland far exceed the English in the ability they display in Bee-keeping. The country gentleman desirous of helping his poorer neighbours, cannot do a better thing than furnish pattern improved hives supplemented, if need be, by a swarm of Bees, and show how they are to be managed. The Bees may be repaid out of their increase.

When an Apiarian can handle his Bees with impunity, their study becomes a fascinating pursuit, their doings are so truly wonderful—the temptation to inhale the fresh air and watch the Bees becomes too strong to be resisted, a man's mind and knowledge expand from the wonders he beholds. New friends are made, ideas are interchanged, inventive faculties are set in motion to fashion some aid for the Bees or their master, and many are the delights that spring from the contemplation of the busy throng. And then the children!—what delight they exhibit to see the busy Workers set out or return from their labours in the fields; what lessons in mercy do they receive when they pick up the poor little Bees who, returning to their hives, fall chilled to the ground. Children are easily taught not to hurt the Bees, and they then discover the Bees will not hurt them. My own little ones, when two or three years old, would stand before the hives peering into the entrance quite unmolested, and at my bidding allow the Bees to crawl over their hands—knowing they would receive no injury. Fear for the children need never deter any one from keeping Bees.

Amongst all naturalists there is a kind of Free-masonry which makes welcome the visit of any person with

similar tastes; and should the Bee-keeper, who is desirous of learning more, find himself in the neighbourhood of a scientific Apiarian, let me counsel him to pay the latter a visit; he will, I am sure, be truly welcome to a sight of the Apiary and a friendly chat, which must be barren indeed if both parties do not part wiser men. Many years ago, as an entomologist, I collected insects of another order. Whenever I found myself in a strange locality my first inquiry was for others of a similar taste on whom I made a point of calling—need I say I never met with a rebuff, but, on the contrary, made many pleasant friends.

One of the principal writers on the Bee was Francis Huber, an eminent naturalist of the last and present century. *He was totally blind*; yet even this great deprivation did not hinder him from becoming the greatest and most accurate observer of Bees that had ever then lived. His observations were made with the eyes and assistance of his servant, Francis Burnens, who, although a peasant, was a man of great talent, possessing indefatigable energy and enthusiasm; Huber was also assisted by his wife. His observations and deductions made, although many of them have since been proved incorrect, gave to the world a wonderful store of facts hitherto unsuspected, and laid the foundation for the labours of many naturalists of later times. His "leaf hive" was the first frame hive; it was very valuable for observation purposes, and is yet often used, although not so convenient as some newer inventions.

Wise little creatures are Bees!—for they seem to be warned of the approach of bad weather by some particular instinct; it sometimes happens when multitudes are abroad very busy, they will on a sudden cease from their work; not a single one stirs out, and those that are away

hurry home in such crowds that the entrance of the hive is too small to admit them. On such an occasion, look to the sky, and you will, probably, discover some of those black clouds that denote impending rain. Whether the Bees see the clouds gathering, as some imagine, or whether they feel some other effects of the change on their bodies, is not yet determined; but it is asserted that no Bee is ever caught in a sudden shower, unless it be at a very great distance from the hive, or injured by accident. Searching for wild Honey Bees in England would, I am afraid, be an unprofitable task. In many country districts Bees are known to be located in certain hollow trees or roofs of houses; but the proprietors, although, perhaps, they would be glad to get rid of the Bees, would not so readily allow their house to be dismantled or their tree to be cut down. In America, however, they are not so particular, and many men make a living "Bee-hunting;" others who do not follow it as a calling do not fail to take advantage of the lucky find when it occurs.

The time that Bees will inhabit some stations is wonderful. Thorley tells us that a swarm took possession of a spot under the leads of Ludovicus Vives, in Oxford, where they continued one hundred and ten years, from 1520 to 1630.

Bee-keeping is more or less carried on in all civilized and many semi-civilized countries; from the cold inhospitable region of Siberia, to the sultry shores of Africa, we may find Bee-hives often in vast numbers. Spain teems with them; in the rural districts they are everywhere found, as also in Russia where, in the province of Yekarterinoslaw, there are nearly four hives to every human being.

In former times, Poland was celebrated for its Bee-

culture, and is still so now to some extent in the province of Lublin, it having everywhere else fallen into decay. The reason why Bee-keeping is so industriously carried on in Russia is twofold. Firstly, because the peasants use honey instead of sugar; and secondly, because wax tapers to the value of 1,200,000 rubles (nearly £182,500) are required for the churches. Buschen states the quantity of honey annually produced in European Russia to be 600,000 to 700,000 pud (9,643 to 11,250 tons), and a proportionate quantity of wax.

In the United States, apiculture is carried on largely, both as a distinct trade and adjunct to other farming, with a great amount of scientific attention. Many of our most valuable apicultural improvements and inventions have had their origin there, and in no other country would the old straw skep and death-and-brimstone system meet with greater contempt.

Within this last 25 years, California has become a great country for Bee-culture. In 1876, Mr. Harbison reached New York with his honey crop, from his six Apiaries in San Diego. The shipment consisted of ten car-loads, or 200,000 lbs. of honey. In Les Angelos county, we are told, there are 200 Apiaries with over 12,000 hives, from which over 500,000 lbs. of honey are taken annually. The income of Mr. J. S. Harbison, derived from honey alone, is said to be more than £5000 per annum, clear of all expenses. In the State of New York, Captain Hetherington of Cherry Valley, sold in 1874 over 58,000 lbs. of honey, from his own Apiaries, and Adam Grimm of Jefferson as much more. Many more examples of large products in the United States could be cited.

Germany, too, boasts of many Bee-keepers; in comparison with that Empire, Great Britain is far behind. Here, where one hive is kept, we might have a thousand;

where one pound of honey is gathered, a ton is wasted. Vast quantities of honey are annually imported from France and the West Indies which should be supplied by our own rural labouring population who, in addition, might, as I have above stated they do in Russia, use it in lieu of sugar. According to the best authorities, it is impossible to overstock a neighbourhood with Bees—at least it never has been done—and, therefore, we may conclude there is no danger here. In Germany, many Apiaries contain in close proximity 200 to 300 hives. Ehrenfels had 1000 in three separate establishments, but sufficiently near together that he could visit them all in half an hour's ride. In Russia and Hungary, Apiaries numbering from 2000 to 3000 hives are not infrequent, and as many as 4000 are often congregated together at one point on the heaths of Germany. It is calculated that in Hanover there are 141 hives to each square mile, and a German writer alleges, that the Bees of Lunenberg pay all the taxes assessed on their proprietors, and leave a surplus besides—this in a district so barren that it has been called the Arabia Petrea of Germany.

In former times, the Island of Corsica, comprising 3790 square miles, paid to Rome an annual tribute of 200,000 pounds of wax, which presupposes a production of two to three million pounds of honey; and East Friesland, a province of Holland, maintains at the present day an average of 2000 hives per square mile. These statistics could be indefinitely increased, and they show that, comparatively, Great Britain is bare of Bees. I question if we have *one* colony to a square mile.

Oettl says: "When a large flock of sheep is grazing on a limited area, there may soon be a deficiency of pasturage. But this cannot be the case with Bees, as a

good honey district cannot be readily overstocked by them. To-day, when the air is moist and warm, the plants may yield a superabundance of nectar ; while to-morrow, being cold and wet, there may be a total want of it. When there is sufficient heat and moisture, the saccharine juices of plants will readily fill the nectaries, and be as quickly replenished when carried off by the Bees. Every cold night checks the flow of honey, and every clear warm day reopens the fountain. "*The flowers expanded to-day, must be visited while open, for if left to wither, their stores are lost.*" Bees cannot collect to-morrow what is left ungathered to-day."

How long shall it continue to be said that we thus allow God's gifts to be wasted before our eyes? This has become an age of utilization. See the multitude of formerly "waste" products that are now made useful ; and yet, throughout the length and breadth of this flowery land :

" Full many a flower is born to blush unseen,
And waste its fragrance on the desert air."—GRAY.

I appeal, therefore, to the clergymen, the country gentlemen, and all those who, by their rank and position, are looked up to, and have influence with the labouring classes, and would say to them : Encourage by every means in your power the spread and growth of Bee-keeping. Teach by the force of example what satisfactory results may be obtained by improved hives, and a more sensible and humane policy towards our interesting and industrious little fellow-labourers ; let it be seen that the produce of a dozen hives, with little labour, and scarcely any outlay, will suffice to pay the rent or find shoes for the little ones ; and in the course of a few years, we shall find no cottage without its hive or hives, and

the old barbarous system of Bee slaughter will be quite a thing of the past.

When a man thinks of starting Bee-keeping, he generally has an eye to profit, and the question is commonly asked: "How much honey shall I get per hive?" Now this question is more easily asked than answered, the result being dependent on so many circumstances over some of which we have no control. Moreover, many think they have only to obtain a hive of Bees, set it down in the garden, and giving it no further attention, profit must, as a matter of course, ensue. This is a great mistake; the farmer sows his seed with the same end in view, "profit." Nature makes the seeds to grow, but without attention from the farmer but a poor crop would be gathered in. We buy poultry, feed and attend them, and profit by their eggs and increase, but we get none of these advantages without a proper share of attention and expenditure. Thus with Bee-keeping; thousands of Bee-keepers in England, belonging to the agricultural labouring classes, keep Bees, give them the minimum of attention, and make but small profit; and the educated Bee-keeper, unless he follow a more rational plan, must not expect a better result.

Mr. Pettigrew, in his 'Handy Book on Bees,' wherein he advocates the use of straw skeps only, talks of the contents of these hives commonly weighing from 100 to 150 pounds, and instances a swarm in its first season reaching 160 pounds in weight; he also states that at a village in Lanarkshire, the profits of Bee-keeping averaged in six consecutive years, £2 11s. 8d. per hive. I can only say I never saw such hives, and none have made their appearance at the British Beekeepers' Association's Shows, where they could not have failed to take many prizes; and the Beekeeper who allows his expectations

to rise to this height, will be grievously disappointed, more especially if he repudiate the use of all the improvements of modern times, the result of the collective experience and wisdom of able and truth-telling observers. Very strong stocks have been known to gather 10 or 12 pounds per day during exceptionally good honey weather; and a skilful Apiarian in a good honey locality and season, by the expenditure of ceaseless care and attention, may, perchance, with a strong stock of Bees, obtain a super of 80 or 100 pounds of pure virgin comb.

“Huge honeycombs of golden juice,
Not only sweet, but fit for use.”— VIRGIL.

This is a feat to be proud of, but years may elapse before such a result is attained, notwithstanding the devotion of unlimited time, and the exercise of special skill in fostering, which the many are not able to bestow.

An average price for a good swarm of English Bees, we may set down at 15s., a little more or less, according to the abundance of Bees in the neighbourhood. If we allow 2s. per annum for capital expended on a good frame hive, not a fancy article, and 3s. for sugar in hard times, we shall have an annual expenditure of 5s., and the stock, after the first year, may be fairly expected to return one swarm, value 15s., and say 20 pounds of honey, value 20s., a very large profit on the capital employed, setting aside exceptional years when two or more swarms will come off, or the exceptional harvest of 50 pounds or 100 pounds that, possibly, may gladden the eyes of the exultant Bee-master, also the contingency of the swarm in its first year, giving a surplus in honey or virgin swarm.

Is not this profit enough to satisfy all but the most grasping usurer? A labouring man residing in almost any rural district may keep quite fifty hives of Bees,

without interfering with his ordinary occupation; it is not necessary that his own garden should contain them all; the country clergyman or squire would, in nearly all cases, obtain or give permission for the standing of hives in their woods, fields, or waste grounds, and feel pleased at being able to assist in the industry of their poorer neighbours. The thousands of railway servants—station-masters, porters, and signal-men—have splendid opportunities of increasing their incomes by Bee-keeping; the Bees would prosper on, and gratefully accept the shelter of, the railway banks, which are generally clothed with flowers in all the luxuriance of their untended wildness; and amongst the passengers using the stations would be found willing customers for the honey and swarms. Those who can make, buy, or borrow a "Honey Extractor," will derive a far larger profit, if using frame hives; and such an instrument may be the joint stock property of a whole village, travelling from one apiary to another. But there is another kind of profit besides that of money. Who but those who have experienced it can tell of the large fund of instruction, pleasure, and amusement, afforded by the busy Bees!

The industry and activity of Bees in their domestic labours afford an instructive and amusing spectacle. All are actively engaged; each attending, with all its power, to the business to be done. Some feed the young larvæ, others seal them over when full fed. A certain portion attend upon the Queen; then there are the cell builders, and the mighty moving army of honey and pollen gatherers. No skulking, no idleness; each Bee knows what it has to do and does it. Many employments are there in the hive; some Bees ventilate, others perform all the operations of scavengers, so that by night and by

day work goes on unceasingly in this busy home of industry.

“Behold! yon bord’ring fence of sallow trees
Is fraught with flowers, the flowers are fraught with Bees;
The busy Bees, with a soft murmuring strain,
Invite to gentle sleep the labouring swain.”—VIRGIL.

No need to stray from home in search of recreation in our idle hours, the Bees will teach us these should be unknown. Employment and interesting instruction will always be found in the careful watching for the welfare of the stocks in fine weather, and when the elements are unpropitious our ideas may be enlarged and our mechanical genius fostered by the manufacture, improvement and invention of hives and appliances. In the long evenings of winter all may be got ready for the summer’s requirements.

Many of our ablest Apiarians, whose means permit, are content to sink pecuniary profit, and devote all their energies to the philosophical study of the mysteries of our industrious little friends and their works. Some Bee-keepers also aim only at increase of Bees, finding the sale of these pay better than honey; and, as a rule, it may be taken as correct, that if the breeding power be unduly pushed, the storage of honey must be sacrificed.

I will now suppose the reader is contemplating starting as a Bee-keeper. My advice is not to attempt too much at first; begin in the spring with one or two swarms; common Black Bees will do, though Ligurians are better, if the additional cost be no object. Of the former, a prime swarm should be obtainable for from 15s. to 20s., the Ligurians about double that price.

The inexperienced in Bee-keeping will do well when starting, to buy in May, or the first half of June, a

swarm in preference to an old stock, unless he purchase of a person upon whom he can thoroughly depend. There is always a chance of an old stock harbouring disease, especially foul-brood, a fatal disease which I will describe in good time; which a novice would find impossible to eradicate. A fair prime or first swarm will weigh net three and a half pounds; a very good one, five pounds. They have been known to reach eight pounds. If lighter than three and a half pounds, they would probably be casts or second swarms. These have the advantage, that the Queen is certainly young, and will probably become prolific, and are on this account not to be despised if they come early in the season.

Bees are usually sold in a straw skep, which will come in very handy, even if, as we should in this age of progression determine, to work with frame hives; if this be not the case, and the straw skep is to be maintained, put the swarm on its stand at once, and leave it to proceed as Nature directs, not forgetting to protect it from the elements, and feed if necessary in bad weather (see "Feeding"). If the swarm is to be transferred to a frame hive, see that the latter be ready, and find your instructions in the chapter on "Swarming."

If it be determined to commence with an old stock, a very good time to purchase is either in February, March, or April, thus gaining the advantage of the swarm when it comes. In choosing an old stock, do not buy a weak one at any price; stand before the hives on a fine mild day and note those from which the Bees are busiest; buy such a one or none.

If the stock be bought within a mile or so of home, it should not be taken at once to its permanent resting-place, or the Bees on their next flight will most likely go back to their old quarters, and thus be lost to their pur-

chaser; if possible, let it be removed at least two miles off, and remain there a week or ten days; after which, it may be brought home in safety. Evening should be chosen for the removal, or otherwise many may be abroad; but whenever it becomes a necessity that Bees should be removed during the day, administer a puff of smoke into the entrance of the hive. After this, those at home will be disinclined to go out, and in the course of half an hour all the Workers will have returned; the smoking should be repeated if it be found that the Bees are recovering from the sedative before the necessary time has expired. They should be moved or disturbed as little as possible in bad weather, for if they be excited and unable to take wing to relieve themselves within the next day or two, dysentery will very likely be engendered. The market value of a stock of Bees depends on their abundance in the neighbourhood, the season of the year, and the strength of the colony. Of course, in the autumn, when the dangers of the winter are all to come, they are not so valuable as in the spring, when they will, probably, soon swarm. Having bought an old stock, we have no option in the kind of hive to be used; whatever they are in must be made the best of, at any rate for a time. A novice could not satisfactorily transfer the Bees and combs while they are full of brood and honey, but if it be particularly wished to locate them in a frame hive, the transfer will become much easier 16 to 21 days after the issue of a swarm; at this time the combs are free, or nearly so, of brood. Supposing the old Queen laid on the day of her departure, her last Worker egg will be hatched in 21 days, and the young Queen has not yet or only just began to lay, the combs will, therefore, be light and manageable. The chapter on "Transferring" will give full instructions

how this operation may be successfully performed. In settling the locality in the garden where the hives shall be placed, do not trouble about the aspect, it is immaterial, but seek if possible to place them where they may be sheltered from high winds and drifting rain. The shelter of a shrub or tree is very welcome, and they will be more likely to pursue their labours peacefully without annoyance to the frequenters of the garden; they are apt to be irritable if blown about by high winds. It is not material in which direction the hive is faced; I have a partiality for East, as then the Bees get the morning sun, which is an advantage in winter. When the afternoon sun shines full upon the hives the Bees are apt to be tempted out late, and get overtaken by the evening chill, which is death to them.

Hives should be sheltered from the full blaze of a midsummer sun; but the whole of its grateful warmth should not be dispensed with, some heat being necessary to dry up moisture. Perpetual shade is bad; extremes either way should be avoided. It is not advisable to crowd the stocks together; spread them about the garden singly, then the Bees will not be likely to fight, or the young Queens to get lost on their nuptial excursions. Stands for the hives need not be expensive; an old stool, box, cask, drain pipe, or log of wood, answers very well. Should these look unsightly, climbing plants trained over will soon remedy that defect. About 18 to 24 inches from the ground will be found a convenient height for manipulations. The hives being disposed of in their permanent quarters, a careful study of the various chapters that follow will teach the tyro what to do and when to do it. And, if attention be carefully bestowed, before the swarm multiplies itself or the winter arrives, the novice in Bee-keeping will find

himself fully able to cope with any difficulties that may occur.

It has long been a debatable point whether Bees do best congregated in houses or standing singly about the garden; of course, properly protected, the balance of opinion is for the latter course — mainly for two reasons. Firstly, the Bees are not so liable to rob and fight; and a most important point, the young Queens, when returning from their matrimonial excursions, are not so likely to mistake the hive from which they issued—if they do, the penalty is *death*, for the Queen of the invaded hive allows no intruders. If Bee houses or sheds are used, they should be lofty enough for their owner to stand upright in for convenience in manipulation; the hives should be far enough apart, at least three feet, and should be dissimilar in appearance. For hives made of thin material, like the Stewarton, shelter becomes a necessity, and indeed some Bee-masters obtain very successful results from Bees kept wholly indoors, egress and ingress being given to them by a covered way leading to the open air. I think a sound rainproof open barn or other building must prove a decided advantage, securing warmth and comfort. For three or four hives very pretty little Bee houses may be constructed, forming garden ornaments.

NATURAL SWARMING.

“Ten thousand pinions, guided by Thy hand,
Wander, unwearied, through the blue abyss,
They own Thy power—accomplish Thy command,
All gay with life, all eloquent with bliss !”——DERZHAZIN.

THE issue of a swarm of Bees in the bright and merry months of spring, is one of the most beautiful and delightful sights and sounds to be met with in the country side ; everybody within view or hearing is attracted by the tumultuous assemblage, and if in a district where old customs are still rife, “tang-tang-tang” is heard on every side as the cottagers turn out with key and shovel to “ring the Bees.” It is a popular idea that unless this is done the swarm will be likely to fly to a far distance, and perhaps be lost. I need hardly say the “ringing” has no effect whatever on the Bees, but the pleasant reminiscences connected therewith make it always a welcome sound to hear.

Swarms do not usually issue until May or June, rarely in April. Early swarms are always desirable if the weather continue fine and warm, but if it be succeeded by cold or wet, then the early swarm becomes a misfortune ; in the first place, the Bees have neither combs nor food, and being unable to go out foraging, must necessarily perish, unless fed regularly. The Mother hive also, lately so crowded, misses the comfortable warmth generated by its departed population, and the Nurses with difficulty keep the temperature sufficiently high to mature the brood, so that in this contingency it will be seen it is more desirable for the swarm to issue later, when the weather can with more certainty be depended on.

Swarming is an act of necessity, not choice, and is a

provision of Nature to relieve an over-populated colony. It is in fact an emigration on a large scale.

Evidence in the minds of experienced Bee-keepers tends to prove, that the Queen in swarming is not a willing emigrant, but is forced to go out by the Workers.

First swarms usually come out in the middle of the day, and it must be fine and warm; but after swarms are very erratic; they may emerge early or late, in fair weather or foul, generally, however, in the former.

The chief indication that swarming is about to take place is the gathering of the Bees at the entrance of the hive, where they cling to each other and hang under the board in a cluster, often as large as a pottle measure. This clustering is evidently the natural instinct of the Bees, which leads them to gather together in the same manner as when they are making comb within the hive, and indeed they will sometimes start a new comb under the floor-board. The hive being quite full, the Bees will often thus "hang out" for two or three weeks, though something is apparently yet wanting to give them the final impulse to start. Clustering does not always take place before the issue of a swarm, so that other signs must also be watched for. If on one day the Drones are busy, and the Bees all activity and bustle, while on the following day few Bees are at work, and only a little restlessness observable, then we may probably expect a swarm at no very distant date; but there are no infallible signs by which the Apiarian can predict an immediate issue, more especially if it be a first.

The issue of after swarms may often be foretold by a shrill piping sound, to be heard in the interior of the hive, one or two days previously, the cause of which I will presently explain.

It is rarely that a first swarm will come forth in bad

weather; fine still days are generally selected, seldom earlier than nine or later than three o'clock, and most frequently between twelve and two. As soon as the hive becomes inconveniently crowded, and Drones make their appearance, the Bees prepare for swarming by building a number of royal cells, and this having been done, the Bees' instinct soon teaches them it is time to form a new colony. The first swarm is invariably accompanied by the old Queen, and she usually goes off as soon as one or more of the royal cells be sealed over; but even although the royal cells have arrived so far towards maturity, swarming may yet be stopped by unfavourable weather or other causes, in which case the embryo Queens will be destroyed. Previous to swarming, her majesty becomes very restless, and instead of proceeding with her usual important business of egg-laying, roams restlessly over the combs. Her agitation infects the whole colony; they rush to the honey cells, fill their honey bags, and fly in and out the hive as though impatient for the important event. At length a violent commotion ensues; the Bees become almost frantic, whirling round in circles, continually enlarging, until at last the whole hive is in a state of the greatest ferment, and the Bees, rushing impetuously to the entrance, pour forth in one steady stream.

“Upward they rise a dark continuous cloud,
Of congregated myriads numberless,
The rushing of whose wings is as the sound
Of a broad river headlong in its course.
Plunged from a mountain summit, or the roar
Of a wild ocean in the autumn storm,
Shattering its billows on a shore of rocks.”—SOUTHEY.

It is generally supposed that the Queen leads the swarm, but this is not the case; she may come out with the first rush, or at any other time; as also on

alighting she may be the first, or the cluster may form without her being there. If, however, she does not join soon, the Bees will scatter again and seek her. Often, when full of eggs, she is so heavy, that a long flight is impossible to her, and she falls to the ground, where the Bees will probably find her. Should the Queen be lost, the bereaved colony will exhibit the greatest agitation. Bees will be running about the entrance and up the sides of the hive searching everywhere for their beloved sovereign. This commotion is very noticeable the morning following the loss, while other colonies are quiet; after a day or two they become resigned. Once out, the Bees scatter themselves in the air like countless stars in the firmament; they dash hither and thither, whirling about with a pleasant noisy roar that may be heard at some distance; the whole atmosphere seems alive with Bees passing and repassing. They must now be attentively watched, when they will probably be found gradually converging together and settling down in one mass on some neighbouring bush or tree; although they will often, apparently not feeling satisfied with the home neighbourhood, fly far away, when the owner stands a good chance of losing them altogether. It is said that throwing up sand or dirt, flashing a mirror, or firing a gun amongst them, will often cause them to come down, but if these means fail, the owner has no resource but to keep his eyes and legs in the greatest activity, and follow the swarm until it settles. Seldom a neighbour will refuse a civil request to be allowed to enter his premises to reclaim an errant swarm, and the law of England is, that a right of property in Bees can be claimed so long as the swarm has been kept in sight, and the owner has the power to follow them on any man's land, with the proviso that compensation shall be made for any damage that he

or his Bees occasion. Should the swarm be lost and no stranger hive them, they will often, after a few hours, return to their old hive, apparently disgusted at the neglect they have experienced. In this case, they may be expected to emerge again on the first favourable opportunity

In the case of a colony which will persist in repeatedly swarming, or if the Bee-keeper fears a swarm will issue and be lost, this may be prevented by clipping the Queen's wings; she may probably come out after this, but will be found not far away, as she, of course, would fall to the ground, her journey afterwards being limited to the distance she can crawl. This plan was known to Virgil, who says:—

“The task is easy; but to clip the wings
Of their high-flying arbitrary Kings.”

The ancients styled the Queen—the King.

At the time of the old Queen's departure, the royal cells are generally arriving at maturity; in about a week one of them hatches, and the natural impulse of the new born Princess is to destroy all her unhatched sisters, in which she is assisted by the Workers; but if the hive be in that prosperous condition that another exodus is desirable, the Workers prevent this sororicide by setting a guard over the unhatched Queens; and when the reigning Queen approaches them she is driven unceremoniously back; she resents this interference by a quick succession of shrill angry sounds, not unlike the rapid utterance of *peep, peep, peep*, which is accepted by the imprisoned young Queens as a kind of challenge, and answered by them from the interior of their cells. This is called piping, and when heard is a sure sign of another swarm. The young Queens are all mature at the

latest 16 days from the issue of the first swarm; and Langstroth says, if during this period these notes are not heard, it is an infallible indication that the first hatched Queen has no rivals, and that swarming is over for the season in that stock.

The second swarm usually issues on the second or third day after the piping is heard, though when the weather is unfavourable it may sometimes delay coming out until the fifth day. When using frame hives the issue of second and later swarms may always be prevented by destroying the Queen cells. Too frequent swarming is exceedingly injurious, as it leaves the original colony very weak, and the swarms are in the same condition; in fact, it divides a thriving stock into a number of weak ones, which, collectively, will not be so productive as one strong colony; therefore, unless under exceptional circumstances, after swarms should be discouraged. From a stock which swarms more than once no surplus honey can be expected, the largest returns of honey being from the hives which have not swarmed at all.

I will now suppose the swarm has issued, settled down, and all become quiet. The next thing to do is to hive it. Whatever hive is intended to become their permanent domicile, a straw skep is the best and handiest thing in which to bring home the Bees. Let the skep be clean and free from loose and ragged straws. If the Bees are intended to remain in it, see that the flight aperture is neatly cut, and the feeding hole well bunged up. Many persons run two sticks across the hive, at right angles to one another, to hold up the combs, and drench the inside of the hive with sugared water or beer, at the same time rubbing it round well with a bunch of sweet herbs. To the syrup I have no objection, although it is unnecessary; but the sticks and herbs are far better

left out—the one becomes a nuisance in after manipulation, as well as causing crooked combs, and the herbs may not suit the organs of taste or smell of the Bees; that which we think is nice they may consider nasty. The floor board, which, of course, must be perfectly clean, is then placed handy on the ground, with a stout stick laid across a few inches from the alighting board; and duly equipped with veil and gloves, we are ready for operations. In all probability the swarm hangs on a bough or bush; in this case, all we have to do is to hold the hive fairly beneath and give the bough a vigorous shake, when the cluster will fall into the hive, and before the Bees can recover from their astonishment set it down on the floor board across the stick, which will tilt up the hive and prevent crushing; although, in inverting the hive on to the floor board, the Bees will fall on it, they will quickly run up again and cluster as before; and, provided the Queen be with them, every Bee outside will in a short time enter. If, on the contrary, the Queen be not shaken into the hive, it will quickly be deserted, and very likely the cluster will reform on the old spot, when the process must be repeated with, let us hope, a better result. It sometimes happens that when the Bees are apparently hived satisfactorily, they are not satisfied, but, issuing again, return to their old habitation or seek another home, when the same care in marking down and following must be pursued. Bees are not always so complaisant as to select a bush or bough to hang upon. The face of a brick wall is an awkward spot, and I have known them swarm upon that. The boll of a tree is a common place. In these cases they must be swept into the hive with a brush or goose's wing in the best manner possible under the circumstances; or the inverted hive may be supported

over them and the Bees driven upward with a little smoke. When in an awkward place, the Apiarian's ingenuity must be exercised to devise the best manner in which the desired object may be attained, bearing in mind that Bees have a tendency to ascend, and may be more easily driven or coaxed upwards than downwards. A swarm should be hived as quietly as possible after they have settled down, for if not secured within an hour or two they will probably leave again. After being safely hived, and the stragglers gathered to the main body, the stick may be taken away, and the new colony placed at once on the stand it is to occupy. If this be not done *at once*, it will be better to leave it quietly until evening, shading the hive from the sun's heat by an umbrella or green boughs, as after the commotion of swarming has subsided, the industrious Workers, losing no time, will proceed to gather in some stores, and on their return, not finding the hive, will perish. The Bees forming a swarm always emigrate with their honey-bags full. They have provision enough to last them three days; and if it be found at the expiration of that time that the weather is unfavourable for work, they must be fed, or if the famine continues they will die. Driven Bees or forced swarms are not so full of honey, and their wants must be attended to at an earlier period in bad weather. It should be remembered, as if written in letters of gold, that Bees waste nothing, and so no loss can occur by feeding them. I cannot reiterate the fact too often, that it is false economy to stint Bees in food; they will not gather an ounce less of honey if they are supplied with an unlimited amount of syrup; on the contrary, the grateful nourishment will invigorate and make them work still harder. Should the Apiarian be desirous of stocking a frame hive with the swarm, let it

remain quietly in the skep till five or six o'clock in the evening: then having the frame hive ready in the place it is to stand—all frames duly furnished with comb foundation or guide comb—remove the crown board or quilt, and carefully bringing the swarm to it, with a smart shake precipitate the whole of the Bees on to the top of the exposed frames—the major part of the Bees will quickly disappear downwards, and the remainder may be persuaded with a feather to follow, until there is not too many on top to allow the crown board or quilt to be replaced, when the work is done.

Another method is to spread a sheet or large newspaper on the ground near where the stock is to stand, and on it place the selected hive with its frames (which should have been previously furnished with guide combs) in position; prop up the front an inch or so with a stick or stone, let the crown board remain on, then gently lift the skep, bringing it up to the frame hive, and with a quick, sharp jerk, shake the whole of the Bees on to the sheet immediately in front of the hive's entrance. The Bees will be so alarmed and terror-stricken at all the occurrences of this eventful day, that scarcely one will fly or sting, but make all possible haste to run under and up into the hive placed for them; they may be assisted in this by gently sweeping them towards the entrance with a brush, stiff feather, or goose's wing. Search the skep well to make sure the Queen is not left behind, a few Worker Bees will not matter. It will soon be perceived, if the Bees are entering the hive quickly, if so, the Queen is there and all will go well; but, if her majesty be absent, the Bees will crowd all about the outside of the hive, and although they may go in, they will not remain there. Finding this to be the case, we must seek an interview with her majesty, examine every

little knot of Bees round about, for the Queen will seldom remain many minutes alone. Her faithful subjects crowd about, anxious for her safety, until a miniature swarm is formed, which, if not disturbed, will remain for days, until all the individuals composing it are dead of starvation and exposure. Should the Queen be found, introduce her to the hive, and it will then progress satisfactorily. After the Bees have all entered, gently lift up the hive, place it on its floor board, cover all up secure from cold and wet, and bearing in mind the caution as to feeding in bad weather, we may leave our young colony to fulfil its appointed task.

Should two or three swarms issue together or within a few hours, and the owner be not anxious to increase his stocks, these may be profitably amalgamated; three swarms put together will gather more honey than if kept separate. The best way to unite them is to hive them in separate skeps, and proceed as I have described for stocking a frame hive. It is advisable to well sprinkle each swarm with syrup, scented with peppermint, before uniting them; fighting will, by this precaution, not be likely to occur. If the Apiarian has no preference for either Queen, the Bees may be allowed to determine the right of sovereignty themselves; but if it be desired that a particular Queen should be the survivor, the others must be sought for and removed; this may be done by searching for the Queen when on the cloth, or in the skep, each lot separately, and not allowing the Workers to mingle until they be found. A Queen is very easily missed, and a tyro will, perhaps, find this a troublesome and difficult work.

The Bee-keeper is often sadly disappointed after all his trouble in hiving the swarm, to find in a day or two the Bees will not accept their quarters. Something is

wrong about the hive which we cannot always define, and the swarm issues again ; in this case it is advisable at the next hiving to use another hive, for if you put them into the same as before, they probably will again desert it. When working with frame hives the swarm may almost always be induced to remain by giving them a comb of unsealed brood from another hive ; the Bees cannot resist the temptation to attend to the helpless young, and so remain. If the Queen should unfortunately have become lost, this brood will supply the Bees with the means of raising another.

If two swarms cluster together, they may advantageously be kept together, but if it be wished to separate them, the following plan may be pursued : Having hived the doubled swarm, drench them well with syrup from the rose of a watering-can ; then, having placed two other hives on a large sheet, shake down the Bees midway between them, and with a feather direct a stream of Bees towards the mouth of each ; probably a Queen will go each way, but keep a sharp look out, and if you can capture both Queens, the process becomes simple. Give one to each hive, and with your feather arrange the stream of Bees so that they shall be about equally divided ; if one Queen only be captured, and the Bees are found quietly entering one of the hives, the other Queen is doubtless there ; but if the Bees are disinclined to take possession of either domicile, then the Queen is still, probably, on the cloth, and the search must be continued.

Second and third swarms are led by Virgins, and if they issue when they are not wanted, they may be returned in the evening by shaking them out on a sheet before the entrance of the hive from which they issued, they will immediately run in ; it is advisable to

remove the young Queen if possible before returning the Bees.

The increase of colonies by natural swarming requires the least amount of knowledge or skill, and will, with those Bee-keepers who have not acquired some degree of scientific Apiarian skill, be for long the only method allowed. Langstroth cites the following objections to natural swarming, which are, without doubt, well founded: "First. A serious objection to reliance on natural swarming, is the vexatious fact, that swarming hives are so constructed that although Bees often refuse to swarm at all, they cannot furnish to their crowded occupants sufficient accommodation for storing honey. Under such circumstances, hordes of useless consumers will often (for months) blacken the outside of the hives, to the great loss of their disappointed owners. Second. Another objection to natural swarming arises from the disheartening fact that Bees are liable to swarm so often, as to destroy the value of both parent stock, and its after swarms. Experienced Bee-keepers obviate this difficulty by making one good colony out of two second swarms, returning to the parent stock all after the second, and even that, if the season be far advanced. In frame hives, second swarming may be prevented by removing all the Queen cells but one; after the first swarm has left, by removing all but two; thus provision may be made for the issue of second swarms, if thought desirable, and yet all further swarming be prevented. After swarms, in many instances, have to be returned again and again before one Queen is allowed by the Bees to destroy the others. In this way a large portion of the gathering season is often wasted, as Bees seem unwilling to work with their wonted energy, so long as the pretensions of several rival Queens remain unsettled.

Third. Another very serious objection to natural swarming, as practised with common hives, is, that it furnishes no facilities for making vigorous stocks of late and small swarms. The time and money devoted to feeding small colonies are usually wasted, as the larger portion of them never survive the winter, and most of those that do are so enfeebled, as to be of little value. The more of such stocks a man has, the poorer he will be, for their weakness constantly tempts his strong stocks to plunder them.

ARTIFICIAL SWARMING.

TO the perfection of methods of compelling Bees to swarm at will, Bee-masters have long devoted their attention, and the use of bar-frame hives offers great and valuable facilities for this purpose. How annoying it is, after having carefully watched a stock apparently ready to swarm for perhaps a week or two, when our attention has been unavoidably withdrawn for a time, to find that the Bees have issued and gone away, no one knows where. Apiarians engaged in business elsewhere than at home, have often but a poor chance of hiving their swarms; therefore, a knowledge of some means of artificial swarming is desirable. Straw skeps and frame hives require different procedure; for the latter there are several plans; for the former but one, which is *driving*; the method of this is explained in its proper chapter, therefore I will now merely point out when it may be resorted to. The most notable time is when the Bees hang out—this would not happen unless

the hive were over-populated ; therefore, it is desirable to give immediate relief by driving, or what may be better called forcing a swarm. In driving for a swarm, a fine day must be chosen, and the driving performed as I have elsewhere given instructions. It is essential to consider whether the swarm is to be sent a distance away or to remain at home. A sufficient number of Bees should be driven into the empty skep *with the Queen (she being indispensable)*, and in the first case we may nearly denude the old hive of the Bees, there will be quite enough abroad in the fields, who on their return home will furnish nurses for the brood, if the old stock be replaced on its former stand. The swarm should be at once tied up, and kept so until it reaches its new home. This mode of procedure cannot be adopted with safety if the stock and the swarm are to remain near together, as so many Bees would desert the swarm for their old home, that the new colony would, from want of strength, be practically useless. We may remedy this in various ways. The swarm may be temporarily sent away a distance of at least a mile and a half, and the old stock be replaced on its former stand ; the Bees which return home from the fields will then be found sufficient to carry on the work of the hive. After a few days the swarm may, after sunset, be brought back, when the Bees will have forgotten their old locality. Another and a very good way is to place the denuded hive on the stand of some other strong stock in the Apiary, removing that one a few yards away ; the returning Bees, although probably very much surprised at the new order of things in their home, will not hesitate to make the best of their misfortune, and proceed to hatch the brood and raise a Queen. In the swarming season the combs of a strong stock contain such an immense number of

young Bees, in all stages of development, that the hive soon becomes as populous as before.

If it is not convenient to adopt either of the above plans, then let only half the Bees, with the Queen, be driven from the old hive, and if the swarm be placed on the old stand its strength will be increased by desertions from the stock ; enough young Bees will be left in the latter to do the nursing.

The population will quickly be increased by hatching out, and if no Queen cells are in existence, the Bees will immediately start some, and a Queen will be hatched in from 10 to 16 days, according to the age of the larva or egg that has been converted from a Worker to a Queen. If the Apiarian can obtain a sealed Queen cell, or better still, a fertile Queen, supply the hive with it at once, taking proper precautions against the destruction of it by the Bees. This will materially reduce the time during which the breeding ceases.

To a tyro, it is not easy to utilize surplus Queen cells in common straw hives. A few puffs of smoke blown into the entrance will so quiet the Bees that the hive may be turned up and examined, and Queen cells, being generally on the edge of the combs, are usually easily seen. If it be desired to remove one to another straw hive, it may be grafted into a like position it was removed from, or it may more advantageously be inserted at the top in the feeding hole, taking care the point of the cell be not obstructed, as from there the young Queen will make her entrance into the busy hive. Once let the Bee-keeper master the art of driving, and he will no longer allow his Workers to hang out idle, or risk the loss of a swarm by waiting the pleasure of his Bees.

Where artificial swarming is carried on on a large

scale, Langstroth has devised an ingenious plan to repopulate denuded colonies:—

“Let the Apiarian obtain a forced swarm from some Bee-keeper a mile or two off. Bring it home and confine the Bees, allowing plenty of ventilation, until late in the afternoon or early next morning; then let him force four or five swarms, placing them at once on the stands of the parent stocks, and these latter where it is intended they shall permanently remain. The imported swarm should now be shaken out on a sheet and sprinkled with syrup, to prevent the Bees taking wing. With a saucer scoop up, without hurting any of them, as many Bees as you can, and carry them to the mouth of one of the old stocks from which you have driven a swarm; continue to do this until you have about equally apportioned the Bees. These Bees, having no previous home in your Apiary, will adhere to the different hives in which they are placed, and thus, without any further trouble, your parent stocks and forced swarms will alike prosper. If the Bee-keeper cannot conveniently obtain a swarm from a distance, he may use for this purpose the first natural swarm which comes off in his own Apiary, and by delaying to make artificial colonies until natural swarms begin to issue, every such swarm may be used for forming at least four artificial ones.”

Dr. Donhoff gives a method to secure a colony which, when divided in the way above mentioned, will not forsake their new habitations:—

“On a fine evening, when the next day promises to be bright, drive out a swarm and set it in the place of the parent stock; next day, when it is warm, pour some honey amongst the Bees, and in a few hours they will swarm.”

A forced swarm may also be made to take kindly to

their new quarters in the following way: Secure the Queen, and when the Bees show that they miss her, confine them to their hive (properly ventilated), until their agitation has reached its height. Then release them; and, as they begin to take wing, present to them their Queen, when they will cluster round her, and may be treated like a natural swarm.

I will now endeavour to describe the means by which advanced Apianians form artificial swarms in frame hives. In the first place, if it be simply required to force a swarm for the purpose of supplying some one else with the Bees, we may adopt the following plan:—Remove the full hive ten or twelve yards away from its old stand, and, in its place, place the new hive which is to contain the swarm; then carefully remove and replace each comb seriatim from the old hive, and search for the Queen, who, being found, must be captured and carefully placed in the new hive, before which should be spread a sheet or broad board. Now take out the combs again, and, bringing each to the sheet, give it a sharp shake close to the hive, and the Bees covering them will be precipitated to the ground, and will immediately run into the entrance to rejoin their Queen. The hive should be propped up a little to give them easier access, and care should be taken that the sheet is so placed that the Bees cannot run under the *floor-board*.

When enough Bees are obtained to make a good swarm, they should be confined (with proper ventilation), removed where desired, and the first hive brought back to the old spot; or we may proceed as follows: Having a hive with frames of the same gauge as the one that is to supply the swarm, bring it to the side of the other, administer a puff or two of smoke, uncover, and when the crown board is removed, sprinkle the Bees with

syrup. Now search for the comb on which the Queen is; having found it, transfer with any more frames of brood that can be spared to the new hive, and having put in their places the remaining frames, furnished with clean empty Worker combs, if possible, stand this hive in the situation of the full one; the returning Bees will people it and form a swarm. Another stand must be found for the old hive, a good many of whose Bees will desert it and tend to strengthen the new colony, headed by their old Queen, but enough will remain to carry on the business of the hive. We may often easily and economically make a new swarm by abstracting one or more combs of sealed brood, with all the Bees upon them, from a number of hives, putting all these into the new hive and confining them (properly ventilated) for a few days. Many of the bees even then will fly to their old home, but in their place others will have hatched. Before shutting them up, it is advisable to sprinkle them with a little scented syrup, or a fight might take place; but it does not often occur. Great care should be observed that no Queen is taken with the combs, or the strange Bees would probably kill her. The deprivation of one or two combs of brood will scarcely affect the old hives, if they are as strong as they should be; and if clean, empty combs be put in their places, the Queens will probably at once fill the cells with eggs. If any sealed Queen cells are known to be, or can be found, in any other hive, one may be given with advantage to each stock deprived of its Queen; time, which is all important at this season, is thus saved. By making one artificial swarm a week or ten days before the others, there may in the swarmed stock generally be found sufficient Queen cells to supply many hives; and in case a young Queen should emerge, she may be preserved

from destruction by covering her with a cup Queen cage, or one of Mr. Carr's pattern. Of course, it is preferable to supply the swarmed stock with a fertile Queen, if possible, as it must always be remembered that this saves one or two weeks of breeding time in the height of the season; and as a young fertile Queen will lay 2000 or 3000 eggs per diem, the gain may be easily calculated. In forcing swarms, be satisfied with one from each stock, or even two out of three; prevent the issue, if necessary, of any more, and if the Bees have surplus energies, let them use them to gather honey, for it is a well-known axiom, that if many swarms are made there will be little honey; the reason is obvious, the labour of the Bees is expended in nursing the young and providing them with sustenance, and this with a population constantly being reduced.

In removing frames from a hive, note should be taken of the order in which they are found, and they should be replaced in the same order, or they will not fit, and in some places the Bees will find no passage by which they can feed the brood.

HIVES.

“And, behold, there was a swarm of Bees and honey in the carcase of the lion.”—JUDGES xiv. 8.

ONE of the primary considerations to the Bee-keeper is a proper selection of hives; and in this chapter it is my purpose to give an impartial description of the most useful patterns with which I am acquainted. It does not always follow that the most perfect hive is suitable to all; in the first place, cost is oftentimes a great consideration.

One person will desire to study the natural history of the Bee, and use his Apiary very much for scientific investigation, without regard to pecuniary profit; another will look to the latter point alone; while a third will, perhaps, for want of leisure, or of education, only be able to manage the hive which gives the least possible trouble, content to sacrifice a large portion of profit. Hives naturally divide themselves into two great classes, viz.: straw skeps, where the combs are immovable, and wooden frame hives, where the combs can be removed at will, and the whole internal economy of the hive investigated by the Bee-master. To the latter class of Beedwellings we are indebted for a great multitude of facts, which have in modern times come to light in Apiarian science, as well as many physiological discoveries, of great interest to the naturalist. The crude idea of moveable combs is, indeed, of very ancient date, having been adopted by the Greeks in the days of their prosperity, but having been of a very rude character, appear to have fallen into disuse; the plan adopted was to induce the Bees to start their combs from moveable bars, but as they were generally attached to the sides of the hives, they required cutting away before removal, which in some measure prevented constant observation from the natural objection of the Bees to have their works destroyed. It was reserved for our own times to make a great stride in management by the invention of the moveable frames (in lieu of bars), suspended free in the hives, and removeable at pleasure without greatly disturbing the Bees. The credit of this device is attributable to the Rev. L. L. Langstroth, an American Bee-keeper of great renown, and another equally celebrated German Bee-master named Dzeirzon, who seem simultaneously to have hit on the same plan, and who

each constructed hives on this idea about the year 1851, which, with many slight modifications and improvements, form the governing principles of our most popular hives at the present day.

The use of straw skeps, as Bee dwellings, has been so long almost universal, that many Bee-masters have too often, without trial, condemned all other forms. The material of frame hives, *wood*, has been maligned times without number, as an encouragement to damp, and all manner of evils have been predicted for the unfortunate Bees, compelled to dwell in a wooden domicile. The prejudice is now gradually dying away, until we find all those, who are for progression, giving in their adherence to the oft-proved fact, that the frame hive gives the best results, when managed with ordinary care. By the use of moveable frames, we can at all times make ourselves acquainted with the exact state of our colonies—equalize by exchange of combs their stores and brood; weak colonies may be strengthened, or united to others without trouble; swarms made when desired, saving all care and anxiety of watching; and, to an almost certainty, swarms may be prevented when supers are required to be filled. Feeding may be conducted in a clean and efficient manner, and the wonderful doings of the Bees are at all times open to the discerning eye of the student. Other objections to frame hives are, that they are costly, and require the expenditure of too much time. The cost of a frame hive is entirely optional. I hope presently to show, how the poor man may find it scarcely exceeds that of a skep, with its floor-board and cover, and for the trouble, whatever time is given in excess of that bestowed on a straw skep, will be amply repaid. In America many men keep bees as a trade, and there the labour of one man is sufficient for 150 or

200 hives, and unless he employs his spare time in manufacturing his hives and appliances, he finds six months of the year at least with nothing to do. If I except about ten weeks in the midst of summer, when swarming and honey gathering is in full progress, I am at a loss to know how any man, with a dozen frame hives, could usefully bestow on them an average of an hour's labour a week; he may spend, in season, any amount of time in studying and watching his little favourites, but this would be of more advantage to himself than the Bees. In fine summer weather I rarely commence my daily duties without spending half an hour with my Bees, and this short interval is certainly the most enjoyable of the day. An advocate for straw skeps, in pitting the weight of his honey crop against that from a frame hive, too often forgets to take into consideration, *quality*—the bruised and broken combs, the discoloured run-honey, frequently adulterated with all the impurities of the hive, that would pass through the strainer, can no more be fairly compared to the spotless purity of the well-filled combs of the frame supers, than can the strawberries of the woods be compared to the large luscious fruit of the gardens. If the Bee-keeper be content to let the Bees manage themselves, without ever intending to afford them any assistance, then it is quite immaterial whether straw skeps or frame hives be used; but if it be desired to obtain all advantages possible from the Bees, then adopt the best aids for this purpose—*frame hives*.

I commence with a description of

STRAW SKEPS—The general form of which is known to all. These, although fast being superseded, are yet used, and will be for many years to come the common hives of the cottager. I will endeavour to point out the

best varieties. Now, the straw skep, although very far from the *best* hive, is not to be despised; indeed, it is a very useful hive, and however advanced the Bee-keeper may be, generally, he is not wholly without it in one pattern or the other. If a census were taken of the Bees' dwellings throughout Britain, the skeps would far outnumber all other kinds put together. A well-made straw hive is warm and healthy for the Bees, and cheap to their owner; indeed, most cottagers make their own, costing almost nil, and affording employment for a wet winter's day when other work is scarce. I like a skep, it is so nice and handy; and if its interior were not like a sealed book it should have an honoured place in my Apiary; but its great disadvantage is the impossibility of investigating its internal economy with satisfaction.

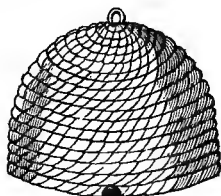


Fig. 4.




Fig. 5.

COMMON COTTAGE STRAW SKEP.—Two patterns are generally followed in making these hives. The one which I suppose we may call the "original," Fig. 4, a closed dome, usually with a ring at the top; the other the "improved," Fig. 5, has a flat top, with a feeding hole in the centre, which should not exceed two inches in diameter. This latter is incomparably the best, as it affords proper facilities for feeding the Bees, which will often save their lives; its cost is from 1s. to 4s. 6d., and it may be purchased in most country towns. All straw

hives are much improved and their durability increased by encircling their bases with a flat wooden hoop 2 or $2\frac{1}{2}$ inches broad. The hive known as the "Pettigrew Hive" is nothing more than a large flat-topped skep. There are three sizes, viz., 16-inch, 18-inch, and 20-inch in diameter, that is their width inside measure, and 12 or 14 inches deep. When well filled they weigh respectively 60 pounds, 100 pounds, and 130 pounds. They are made in Ayrshire of wheaten straw, neatly and firmly built. These hives are largely used in the North of England and in Scotland; and Mr. Pettigrew quotes instances where the Bees have in them gathered as much as 164 pounds gross weight of contents. When using such large skeps the Bees cannot be expected to store any honey in supers, and in a great measure the quality of the honey is sacrificed without any adequate benefit. The combs in the main hive must of necessity become soiled from the labours of the immense population; while, had half the store been gathered in supers, this half would be worth as much as double the quantity from the breeding hive. To those who determine on the use of straw skeps I would recommend the pattern of Fig. 5, of about 14 inches in diameter by 8 inches deep, inside measure. These will be found a very manageable size, admitting the use of a super when required. For exceptionally good localities larger hives may be used. It is highly important that the material of which they are made should be good sound straw, and the bands of adequate thickness; for on this, be it remembered, depends in a great measure the well-doing of the stock. Each hive will require a sound wooden floor-board—if $1\frac{1}{2}$ or 2 inches thick, so much the better. In country districts these are well and economically cut out of the boll of a felled tree. It should be at least 1 inch greater

in diameter than the hive, and have a projecting front for the Bees to alight on (see the floor-board on Fig. 10), which should, with the remainder of the margin of the board, be bevelled off for the rain to run off. However well the skep may be made, it would be folly to expose them to the weather without protection from the rain, and many plans may be adopted to guard against this. A very rural way is to make a conical straw hackle, Fig.

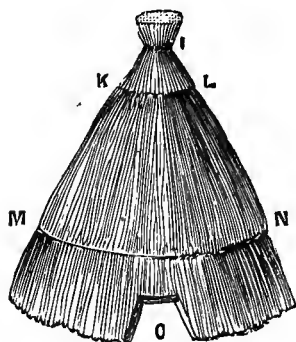


Fig. 6.

6, fitting over the hive, and throwing off the water like the thatch of a barn. Another way is to cover the hive with an inverted flat milk pan, such as is used in dairies to set the milk in. It matters little what is used so that the desired result be obtained, for it must be borne in mind that a dry hive in winter is one of the first essentials for prosperity.

The straw hackle, Fig. 6, can be made without difficulty, thus: The straw having been well soaked, as for thatching, is securely tied with basket-maker's twigs or tarred string. Hoops are then fastened within at K, L, and M, N. The hackles are then fitted over and adapted to the form of the hives, then left to dry, stiffen, and set. A wooden peg or two passed through the hackle above the hoop into the hive side will prevent the wind disturbing it.

The following suggestions, published in 'The Country,' by Mr. Cheshire, for skep covers will be found both useful and ingenious:—

“Double back upon itself a flour or manure sack, as

you would a stocking before putting it on, and draw this down over the skep until the doubled edge is round the lower part of the hive, just above the flight hole, which should be kept open by a little bridge of wood, zinc, or tin. A cord may now be tied round the sack at the lower part, while shavings, sawdust, or straw should be filled in between the parts of the sack, as it were between the foot and leg of the stocking, until the hive crown is well covered, for here it is that the loss of heat is the greatest. The sack's mouth being tied, the operation is complete, and we may make the hive sufficiently secure to winter in the open by putting over it an inverted milk-pan, if of sufficient size, or, better, the cover, Fig. 9, to be presently described. I could wish all skeps were too large to be covered by American cheese-boxes; but this not being the fact, I will explain how these covers, which may be obtained for the sum of 3*d.*, may be made into capital rain-tight protectors, good for ten years' wear. The lid of the box, placed on four inverted flower-pots, or some bricks, will make an excellent bottom board, while the box proper forms the case for the hive itself. Before being used, the bottom of it, which will be its top as a hive case, should be painted well over with hot pitch, which should be made to cover 1 or 2 inches down the side. A sheet of newspaper, or canvas if preferred, should now be evenly spread over the cold pitch, when, by the application of a hot flat iron, used after the manner of the laundress, the pitch is remelted, well incorporated both with the wood and the paper, all cracks are closed, and the cover made absolutely rain-proof. The box may now be placed over the hive, which should be previously furnished with sufficient hay, straw, sacking, or such like material, to fill up any spaces. A capital cover may be made of roofing-felt, which is sold for 8*d.* the yard

run, and is 2 feet 8 inches wide. It should be cut as

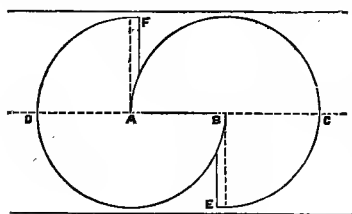


Fig. 7.

—from each edge. With chalk in the notch in the lath run round the three-quarter circle, A, C, E. Now place the awl at A, and describe the three-quarter circle F, D, B. Cut out the two covers through F, A, B, E. Draw their straight edges together, until one edge touches the dotted line. Tack these two edges together into a thin lath, and the cover is in form. The waste pieces of felt, which will be very small, will suffice for four straps, to be fastened underneath by clenched nails, and which may




Fig. 8.

be tied to the hive by a string passing round it. This will effectually prevent the cover being blown away in the stiffest gales. Fig. 8 shows the cover complete; it will be 24 inches in diameter, G, H, and will

afford, in consequence of its greater size, far better protection than a milk-pan, while it costs only $5\frac{1}{2}d.$ Coated with tar, and afterwards sprinkled with hot sand, this cover will last many years. The same form in zinc would be more sightly, but it would cost about $1s. 6d.$ for material."

NEIGHBOUR'S IMPROVED COTTAGE HIVE.—This has been a popular hive for many years, and is pretty and interesting to those who are satisfied with an imperfect view of their industrious labourers. It consists of a circular straw lower compartment, or main body of the hive, having three windows with outside shutters. A thermometer is fixed across the centre window, so that the Bees cannot work between it and the glass, and thus intercept the view of the graduated scale.

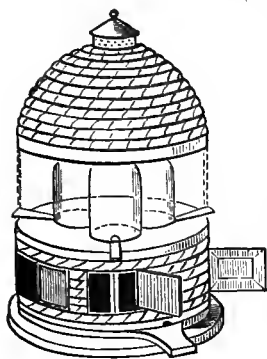


Fig. 9.

The stock hive, encircled with a hoop, rests on a stout floor-board, fashioned with a projecting landing-place for the Bees. The top is also of wood, having three or more circular openings of about 3 inches in diameter, to receive as many bell-glasses, having fixed on their tops internally a tube of perforated zinc for ventilation, to which guide-combs may be fastened, and which also forms a convenient support for the Bees when commencing their labours; over all is fitted a cover of straw (also hoop-bound), closely fitting the top of the stock hive, and permitting removal with great facility to allow inspection of operations; this straw cover is surmounted by a ventilator forming a neat finish. The price of this, 35s., is, however, a bar to its general use, more especially as, unlike most hives of an equal cost, the combs are immoveable.

EKES AND NADIRS.—An eke is an additional space added on to a hive *below* the original. They are principally used with straw skeps, when the Bees are pressed

for room ; the hive is lifted up, and a ring like the rim of a sieve, in either straw or wood, placed on the floor-board and the hive placed on it ; the Bees will then continue their combs downwards, and will usually not swarm. If more room is still required, add another eke. When full, the ekes may be severed from the main hive by a wire, but the honeycomb in them will only be fit for run-honey, as it will be contaminated with brood and Bee-bread. The straw-hivists, who boast of their 160 pounds of contents in a straw hive, reckon the ekes as a part of the hive ; in the rare case of this extreme weight being attained, one-third at least would be dross.

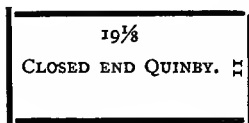
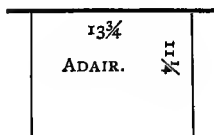
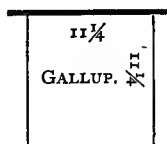
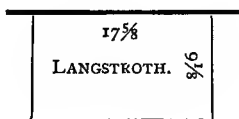
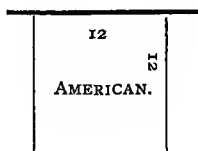
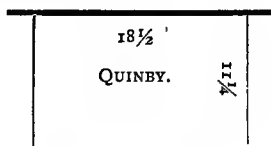
A nadir is another complete but empty hive, with open feed-hole, placed below an over full one, where the Bees have been hanging out. These should be cemented together at the junction, and the Bees will then go down through the feed-hole, and fill the lower hive with combs in which the Queen will breed ; the upper hive may at the end of the season be removed, and the combs cut out for run-honey. The only advantage, and that is a doubtful one, I can see in nadirs is, that the Bees get new combs for old ones, and swarming is prevented, if undesirable. Neither ekes nor nadirs are much used in the South of England.

FRAME HIVES.—When my opinion is asked, what hives I recommend for use, I say without hesitation FRAME HIVES ; but if the interrogation proceeds further, and I am asked what particular hive, I answer, I advocate the principle only. It matters little to the Bees, or the profit they will produce, whether the hive is made of the finest mahogany or the commonest deal ; and nine-tenths of the little absurd intricacies which hive-makers delight to furnish their hives with serve but to increase expense, and confuse the unfortunate

tyro in Bee-keeping. When I have examined minutely and *seriatim* the large collection of hives at a great Bee Show, I have been often struck with the many eccentricities, called "inventions," which their owners doubtless honestly believe will tend to benefit Apiculture, but which an experienced impartial person condemns at once as useless. In my own Apiary I have hives of several patterns, and among them all I greatly prefer the hive for which Mr. Cheshire obtained the principal prize at the first Crystal Palace Show. This has the great merit of simplicity, combined with working facilities and sound principles of construction. A well-made hive, all parts accurately fitting, affords a good deal of ease and comfort to the manipulator; but to the Bees themselves, the hive of the rudest, roughest construction, provided it be weather-proof, is just as good as the work of the most experienced joiner, and the skilful Bee-master, I have no doubt, can obtain as good results from the first as the last. There are probably some hundreds of varieties of hives, each in some one's opinion surpassing all others; it is, therefore, in vain for me to think of indicating "the best," so I will content myself with describing some of "the best" in such a manner as will, I hope, enable the poor man to make his own at little cost, and the rich man to purchase a satisfactory dwelling for his Bees.

As with the hives, so with the frames. Discussion both here and in America has waxed hot and fierce as to their form and size. The only essential requirements are, that they shall be of such a width as shall allow $1\frac{1}{8}$ inches from centre to centre, when in position in the hive. Their length and depth may vary at the owner's pleasure, provided that all in the same Apiary are exactly the same size, so as to be interchangeable. It

is reasonable to suppose, that localities that produce much honey will fill larger combs than poorer places, and therefore it is impossible to fix a standard size for all. Several hive-makers are advertising "standard hives" and "standard frames." They may be their standards, but for general use they are nothing of the kind. In England, probably the Woodbury frame is more generally used than any other, and we may seek far before we find a better. In the United States, many frames are in use. The following is a diagram of the principal, of which the Langstroth seems to be the favourite; but for English use, excepting very favourable localities, this is perhaps too large :



The balance of opinion seems to be, that shallow frames are better for use than deeper ones.

THE CHESHIRE CRYSTAL PALACE PRIZE HIVE. —




Fig. 10.

The Judges at the first Great Apiarian Exhibition, after having examined the many hives shown, awarded the palm to Mr. Cheshire for this hive; and, as I have before intimated, I quite concur in their judgment, and those who can afford its purchase will find it easy to work with, giving the minimum of disturbance to the Bees, as well as affording every facility to investigate all parts. I extract the following description from the pages of 'The Country':—

"The hive consists of two main portions; the super cover, and the hive proper, the lower portion in which breeding is carried on. Over the entrance is a porch. This is chamfered off towards the end, the more

effectually to carry away drip, and has a channel near its front edge, which acts as a gutter, by which the rain is conveyed to its ends. This gutter is shown in the cross section, Fig. 11, at E. The bottom-board of the hive projects $2\frac{1}{2}$ inches along the front, so as to form a very convenient alighting board. The flight-hole is 10 inches in length, and is formed by cutting from the hive-wall a piece a full $\frac{1}{4}$ inch deep (see G, Fig. 11). F, Fig. 11, is screwed on beneath the porch roof to give it additional stability, and also to provide the groove for two sliding shutters (shown in Fig. 11), by which the entrance way may be regulated as occasion may require.

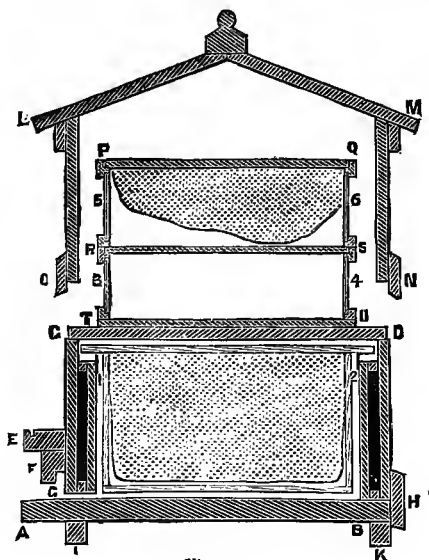


Fig. 11.

Upon the upper part of the ends of these are two small studs preventing the shutters from meeting, so that the entrance can only be reduced to about half an inch.

This arrangement prevents the accidental closing of the hive mouth to the destruction of the colony, while it admits of its (*i. e.* the mouth's) immediate lessening in the event of robbing, or for the purpose of wintering. Should, however, the absolute stopping of the entrance way be desired, the doors may be removed, and put in, the right on the left, and the left on the right, when they will meet, as their studs will be on their outer instead of their proximate ends.

"The bottom-board is so contrived that it can be removed without disturbing the Bees, as it slides upon two runners seen beneath it in Fig. 10. Blocks I and K, Fig. 11, fitted in between these runners and bottom-board, press it against the hive body and hold it in position. The legs are fastened to the hive proper, so that it carries its own stand. When the bottom-board is slipped into position it is stopped by a back piece, H, Fig. 11. The super cover, the upper part of Fig. 10, or L, M, N, O, Fig. 11, is hinged, and so contrived by the aid of a chain that it can only open until its lines, horizontal when *in situ*, become perpendicular, and *vice versa*. The advantage this supplies beyond the ordinary loose case is considerable. It is sometimes inconvenient to find suitable standing for the latter during manipulation, while this arrangement provides the Bee-master with a table, often of great service when the hive is open, upon which he can place his smoker, syrup, knife, &c., during his operations.

"The walls of the hive are double, as may be seen by reference to Fig. 11, and have between them a space containing dead air, shown by the black broad lines.

"The dummy (*h, i*, Fig. 12), which usually hangs next the hive side, and gives play to the combs by its removal, is simply a double board the same size as a frame.

“In order to give room for the ears of the frames, the inner skin, front and back, is made an inch shallower than the outer one. Standing $\frac{3}{8}$ ths of an inch above the former are two strips of zinc (1 and 2, Fig. 11), each about an inch wide, and which serve to carry the frames so that they cannot be propolised, while they—*i. e.* the frames—can be slidden backwards and forwards with the greatest ease during manipulation. The top bar of the frame is $\frac{3}{8}$ ths thick, so that the space between the top bar and the cover is $\frac{1}{4}$ inch. The depth of the hive (D, H, Fig. 11) is $8\frac{3}{4}$ inches, the width within between 1 and 2, $14\frac{1}{2}$ inches, the frames being exactly the same in size as those known as Woodbury’s. The length (C, D, Fig. 11) will vary with the number of frames used, but 11 seems to give the hive the correct capacity.

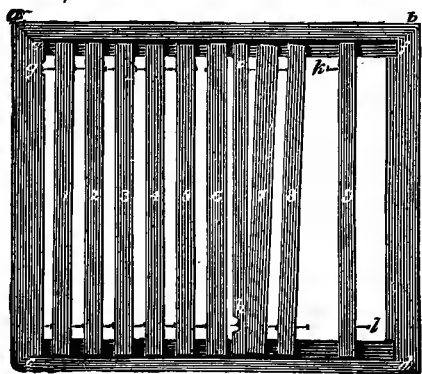


Fig. 12.

“Fig. 12 shows the arrangement of the frames, which are kept at their correct and relative distances by means of small nails known amongst carpenters as panel pins. Combs 1 to 6 are shown *in situ*, and by having the dummy, as in the figure, a small swarm,

instead of weakening itself by excessive distribution, would be cosily confined to about half the hive; and in some cases it might be an economy of heat, and in other ways advantageous, to still further reduce their working space. It is here worthy of remark that, removing the dummy from the end of the hive beyond frame 11, where it would usually remain, and placing it in any part, does not prevent the 11 frames being accommodated as before, for if the dummy stands, as in the figure, outside No. 6, the frame beyond it—*i. e.* No. 7—will touch the dummy at one of its ends, and so give space for the full length of the distance pin of the last frame.

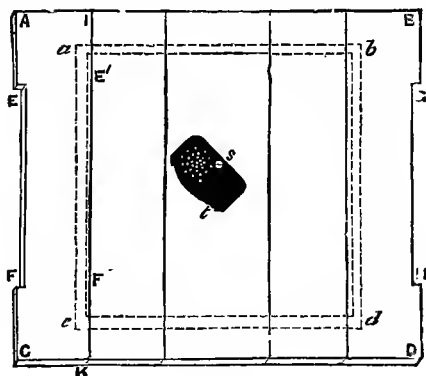


Fig. 13.

“ Fig. 13 represents the crown-board, the edge of which is seen at C, D (Fig. 11). This consists of five strips or slats, clamped at their ends to prevent warping; they are each $17\frac{1}{2}$ inches long.

“ The width of the central strip is 5 inches, while that of the others is $3\frac{3}{4}$ inches. The central one is pierced with a hole $1\frac{1}{2}$ inches in diameter, and over this is placed a feeding stage. At E, F, and G, H, the top board is

cut away $\frac{1}{4}$ inch in width and 10 inches in length. Notwithstanding the removal of these parts, the board completely covers the hive top, but if the outside slat (A, I, C, K) be made to change places with the one next it, E, F will occupy the position E', F', and will form a long hole or slat, which will give the Bees ingress to the super, the frame of which occupies the position of the dotted lines, *a, b, c, d*. The same being done on the other side, the Bees are freely admitted to the super, while the Queen, the Nurses, and the pollen gatherers of the brood nest beneath are prevented by an unbroken ceiling from passing up into and spoiling the honeycomb in the super."

This hive is made by Lee, of Bagshot, and sold at 23s. to 35s., according to completeness and workmanship.

WOODBURY HIVE.—This hive with which the late

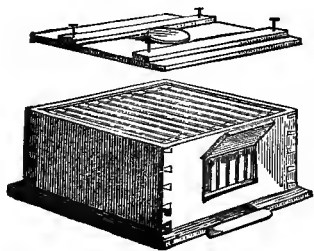


Fig. 14.

Mr. Woodbury, of Exeter, introduced the bar-frame system was, I believe, first described by him in the 'Journal of Horticulture' (to which he was a leading contributor), in 1861. Although some improvements have been made, which I will presently endeavour to describe, the term

"Woodbury Hive" is still a household word amongst Bee-keepers, and there are few of any note who have not partly or wholly adopted it at one time or another.

The following is Mr. Woodbury's own description of a ten-frame hive, as it appeared in the 'Journal of Horticulture':—

"Frame hives are made of inch wood, $14\frac{1}{2}$ inches square, and 9 inches deep inside, dovetailed and put

together with paint, the ends of the dovetails being pinned through with stout iron wire driven from the top and bottom, and meeting in the centre. A window $7\frac{1}{2}$ inches long by 4 deep affords a slight view of the interior from the back (not the front, as engraved), but is much obstructed by the frames. The crown board which is raised in the engraving (Fig. 14) is keyed to prevent warping, and is secured by four long brass screws passing through the ends of the keys. A 2-inch central hole for feeding is the only aperture, and this is closed when not in use by a circular block of $1\frac{1}{4}$ -inch wood, 5 inches in diameter. A 3-8th rabbet is cut out of the top inner edge at the back and front, and below this are notches 7-8ths wide by 3-8ths deep, in which rest the ends of the frames. This arrangement affords the Bees a free passage above the frames, as well as below at their sides. The annexed sketch (Fig. 15) of the interior angle of the hive is drawn the full size, and will serve as a guide for the arrangement of the frames.

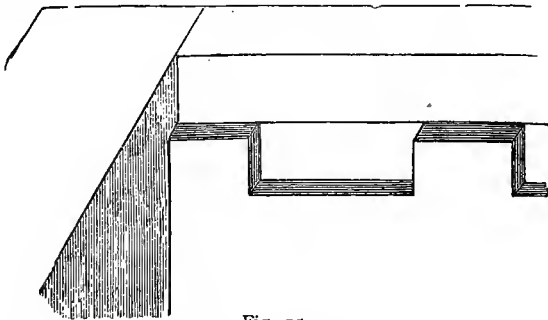


Fig. 15.

“The slips of wood forming the frame are 7-8ths of an inch wide, and 3-8ths of an inch thick; and the projections at the top are 5-8ths of an inch long. When in its place the whole forms a frame 13 inches long by $7\frac{1}{4}$

inches high (inside measure), with a 5-8th projection at each end, which rests in its appropriate notch in either

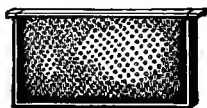


Fig. 16.

the back or front of the hive. The accompanying engraving (Fig. 16) represents the frame filled with comb, in which state the comb becomes so firmly cemented to the

frame as to admit of its being handled with the greatest facility."

This, which we may call the father of our frame hives, although very good, has shown sundry inconveniences easily remedied. In the first place the crown-board, although "keyed," is very liable to warp, and thus gives the Bees more air than is at all times desirable; again, when firmly propolised down by the Bees it was difficult to move without a great shock and irritation to them, so now it is usual to make the crown-board in three or four pieces (strips), and not screw them down at all. The Bees will soon make them fast, and indeed oftentimes too fast; then one piece at a time can be removed, thus exposing but a small surface of the hive's interior if desired, and a small piece of wood of course is more easily detached from the propolis adhesion than a large one. The notches forming resting-places for the ends of the frames have often been found a great nuisance; the Bees, who are careful architects, will insist on firmly fixing each bar in its place; and where removal is frequently desired, considerable trouble occurs in detaching them, the small dividing blocks between the notches often breaking away, until three or four are run together. This inconvenience may be obviated by reducing the height of back and front to $8\frac{1}{2}$ inches, and instead of the notches to form one plain rabbet, in which the frames are placed; but here we must have some contrivance to

keep them a proper distance apart. One of the most useful is to drive a stout wire pin or French wire nail into the side of the frame, about $\frac{1}{2}$ an inch from the ends, projecting just far enough (about 19-32nds of an inch) to keep them at proper distance; two on each frame will be found sufficient, one at the top left side, the other at the bottom right side, with a similar peg in the left side of the hive *front*, and ditto right side *back*. These hives are sold at various prices, from about 8s. to 25s., according to workmanship and completeness, with stand cover, supers, &c.

THE COTTAGE FRAME HIVE.

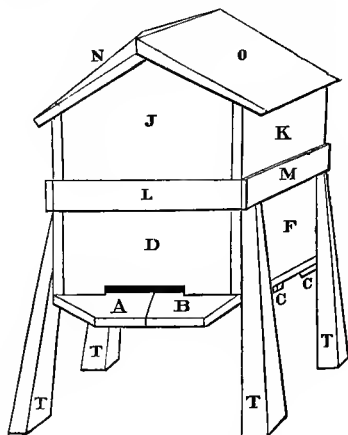


Fig. 17.

Very often when I have recommended labouring men to make their frame hives themselves, and referred them to printed descriptions, I have been met with the reply that they cannot work from description, but if they could have a pattern they could accomplish the work. It is impossible to distribute far and wide, as I should like,

pattern hives without great cost ; but I here endeavour as the next best plan, to give drawings and dimensions of every piece of wood requisite for a good cottage frame hive. My aim is to describe the simplest and least expensive method of hive-making. Hammer, saw, and plane are all the tools absolutely necessary, and these most people can use with skill enough to make a hive such as I describe, that with ordinary care will be found serviceable twenty years hence. Let me say perfection is not aimed at, but simply such a hive as will carry out the main principles of modern rational Bee-keeping, and be infinitely better than the closed straw skeps of our forefathers. I hope my instructions will be found simple enough to enable every poor man to set up a serviceable frame hive. The "Woodbury" size is very convenient, and with many modifications, which have all been before adopted, I shall follow its design.

When we build a house we commence with the base-

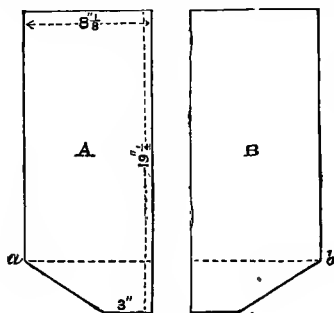


Fig. 18.

ment, and so we will do the same with our hive and proceed to describe the floor-board. Cut two pieces of wood 1 inch thick, the shape and dimensions of A and B. Rule a pencil-line from *a* to *b*, and bevel off the part below it to half the thickness of the wood to form a slope for the rain to run off ; then bring the two inner edges together, and prepare two battens, as C, of unplanned wood, which nail or screw crosswise underneath about $3\frac{1}{2}$ inches from each

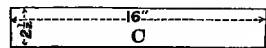


Fig. 19.

end. The floor-board should be fastened to the body with screws. This being complete, I proceed to describe

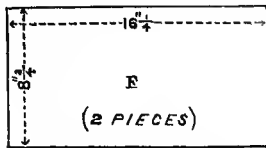


Fig. 20.

the hive-body. This is simply a bottomless and topless box made of inch deal, $14\frac{1}{8}$ inches square by $8\frac{3}{4}$ inches deep inside measure. Two pieces of wood, as F, will form the sides,

and for the back and front cut two more pieces of the shape and dimensions of D and E, which having planed

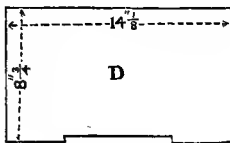


Fig. 21.

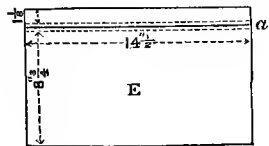


Fig. 22.

on one side as the others, with a rabbet-plane or tenon-saw cut out from the unplanned side of one of the long edges of D and E, a rabbet $1\frac{1}{8}$ inch deep, and half the thickness of the wood, as at E. Procure two strips of zinc, $14\frac{1}{8}$ by 1 inch, and fasten these with tin tacks over the angle α , as shown by the dotted lines, so that the upper edge of the zinc shall be exactly 5-8ths of an inch lower than the top edge of the wood; now nail these four pieces of wood together, D and E inside the F's, and the hive-body will be complete. The crown-board will be composed of the five pieces G (2), H (2) and I,

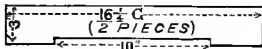


Fig. 23.

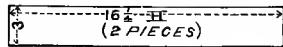


Fig. 24.

also of 1-inch wood; these, placed side by side, with the irregular edge of G outwards, in the order of G, H, I, H, G, will cover the top. It will be perceived that I

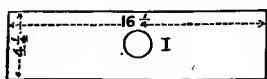


Fig. 25.

has a circular hole $1\frac{1}{8}$ inch diameter, cut clean through the wood, for use in feeding.

When access to a super is required to be given to the Bees, it is only necessary to reverse the pieces G, placing the slit inwards; the five parts of the crown-board will not require joining together, being handier separate, they do not cast so readily, and a portion of the hive can be uncovered at a time, without unnecessarily exposing the whole surface.

Of vast advantage to perfect Bee-keeping is an upper chamber to the hive, within which supers may be placed and feeding carried on undisturbed by Robber Bees.

J, K, L and M, two of each, will form this, and will

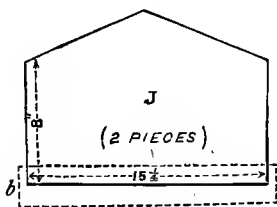


Fig. 26.

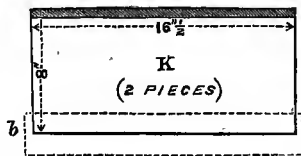


Fig. 27.

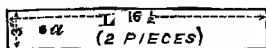


Fig. 28.

be roofed by must be nailed and the upper

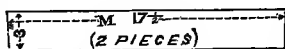


Fig. 29.

N and O. N on before O, edge, as also

the outer upper edge of the sides K, must be bevelled off

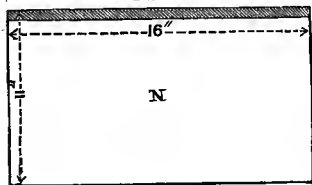


Fig. 30.

at such an angle as will allow O to lie flat, as in the figure of the complete hive. The fillets, L, M, must be nailed on J, K, as in the dotted lines b , $1\frac{1}{4}$ inch on, and the same below, when

the upper story should fit easily over the hive-body, the fillet keeping it securely in place. All these pieces should be made of $\frac{3}{4}$ -inch wood (excepting L and M, which should be $\frac{1}{2}$ -inch), planed on one side.

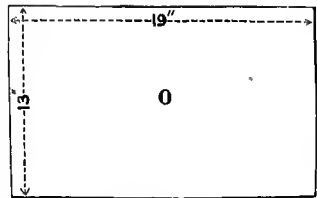


Fig. 31.

It will be found very convenient to have fixed on at the left side a pair of hinges, one flange screwed on the under edge of the fillet, the other on the hive's side beneath; and on the back fillet at *a*, and on the back of the hive-body $3\frac{1}{2}$ inches below that point, screw in an iron ring, and connect these two rings together with 27 inches of chain or cord, which will permit the hive cover to be raised without removal from the hive; it will be found a great convenience.

The whole externally should now be well painted with three or four coats of light-coloured paint, and will then be ready for furnishing with the frames. Slips of

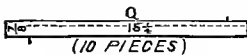


Fig. 32.

wood, as Q, R and S, will make these and should be nailed to-

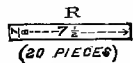


Fig. 33.

gether as P: Q should be made of 3-8th-inch wood, R and S of $\frac{1}{4}$ -inch, and they need not be planed. Now having at hand some bell-staples or French wire-nails,

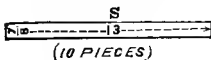


Fig. 34.

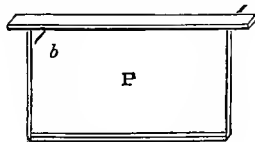


Fig. 35.

drive one into the side of the top bar on the left hand side, as at *a*, and one into the opposite side at *b*; these pins are for distance guides, and should project 19-32nds

of an inch. The frames may now be placed in position, resting on the zinc slips, and allowing about $\frac{1}{4}$ of an inch between the end frames and the sides of the hive (which may be regulated by similar pins driven there) will be found to fill up the interior, and the hive is complete. But, if thought desirable, a stand may be simply and easily made by taking a piece of quartering (T), 3 by 3; cut it as in the dotted lines, and four legs will be produced; 9 inches of the thin ends should be screwed or nailed (sloping side inwards) on the sides of the hive, which will then stand securely.



Fig. 36.

It is desirable that all the wood should be planed on one side and all the edges; but, of course, if the amateur is clever enough, he may plane his wood both sides, and dovetail it together; or he may strengthen the joinery by nailing over all the exterior angles, tin plate or zinc strips, and these may be had almost costless from old Australian meat tins. I would strongly recommend that the nails used be the French wire-pins. They may be had of all sizes, are much easier to drive, requiring no bradawl, and hold very fast. Now for the expense. If all the materials have to be purchased new, the wood (including legs) and nails will cost as nearly as possible 5s., to which must be added 1s. for the paint. All the wood may be bought planed on one side, which only enhances its cost a mere trifle. Should second-hand materials be used, the cost will be, of course, considerably reduced. The wood should in no case be thinner than I have specified, and the internal measurements should be carefully adhered to. It will also be advisable to drive the principal nails in at various angles, and clench them where possible, in

order that the sun and rain shall not draw the seams apart.

STEWARTON HIVE.—This is a very celebrated hive in common use about Stewarton, in Ayrshire, where, as elsewhere, it has produced most excellent results; and when better known, will be found worthy of more general employment. In the Apiarian Exhibition at the Crystal Palace, in 1874, a magnificent display of the

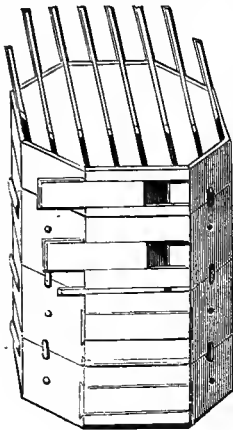


Fig. 37.

finest white clover honey was made in the Stewarton supers; the purity, quantity, and beautiful regularity of the combs were worthy of the prize and general high commendation it obtained. This hive is octagonal, with sides strongly dove-tailed together. It consists of two or three body or breeding-boxes, whose inside measure is 14 inches across from side to side, or from back to front. The height of the box, measured inside, is 6 or 7 inches. The bottom is perfectly open.

The top is quite flat, and contains usually eight moveable bars or frames, placed parallel to each other in the direction from back to front. The four central bars are framed, and with the bars on either side are $1\frac{1}{8}$ inches wide—the outside bars being $1\frac{1}{2}$ inches wide. The central frames are very useful, affording facilities for examination of the hive whenever desired. The spaces between the bars are capable of being closed by strips of wood, which slide in grooves made in the sides of the bars, and which can readily be drawn out behind when required. Windows with sliding

shutters are placed in the back and front of each box, and an entrance is cut out of the front, 5 inches in width by $\frac{1}{2}$ an inch in height. In addition to the set of breeding-boxes, shallow honey-boxes, 4 inches in depth, containing seven bars $1\frac{1}{2}$ inches wide, are used as supers. They are furnished with buttons and hooks for the purpose of securing them together, and have no entrance in front.

The accompanying sectional sketch will illustrate the make of the bars or frames.

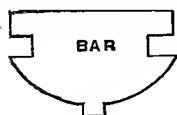


Fig. 38.



Fig. 39.

These hives are made in great perfection at Stewarton, and are marvellously cheap. Two breeding-boxes and one honey-box, without floor-board, are, I believe, sold for 12s. 6d.

An eminent Apiarian, who writes under the *nom de plume* of "A Renfrewshire Bee-Keeper," has written so able an article on the Stewarton hive and system, that I cannot do better than quote it almost verbatim:—

"The general mode of manipulating the Stewarton hive is to lash a couple of breeding-boxes together at the weighing-hooks with cord. After the bars of the boxes have been duly furnished with comb, or embossed wax sheet, run in the sliding door of the upper, and withdraw all the slides of the lower compartments; then close the openings with the little pegs accompanying the boxes. With the free communication between, the *two* become, to all intents and purposes, *one*; the Bees may then be introduced—a *prime swarm*, of course. Some eight or ten days thereafter a second prime swarm, if procurable, is hived in the third breeding-box,

and at once set down close to the earlier one, and at dusk the last-named is placed on the top of it. The lower of the two first boxes—now the central—has its door run in, and the slides of the lowest are removed and pegged as before. Should the evening prove chilly, a whiff of smoke may be administered to both ; but this is generally considered quite unnecessary, as it is a well-established fact that no Bee leaves with a swarm till it has filled its honey-bag, the lower population now ascends with a most confiding hum, evidently firm believers in the old Scotch proverb, “ Plenty freens when ye hae ocht.”

“ The morning light reveals usually nothing but the surplus Queen dead on the floor-board. The lowest box is then removed, and the entrance of the second again opened. Should any Bees be clustering in the former, the removal can be postponed till the middle of the day, when the Workers will be more abroad.

“ The object of removing the third box, is to restrict the room, so that the combined swarms may all the sooner complete comb-building, and packing to the glass, be thankful to press up into the super which has been placed thereon, fitted with guide-comb. Communication between stock and super is afforded by drawing the outer slide only on either side. Should the weather be favourable, and honey abound, it is at once taken to ; if not, it is better to run in the slides again, and wait for a day or two ; then, under more favourable circumstances, make a fresh trial, as it is a curious fact that Bees often will swarm rather than accept a super open to them, which they have previously rejected. Supposing, which is generally the case, the Bees have taken possession, in a very few days white comb appears at the windows ; then, and not till then, the third breeding-box is placed as a nadir underneath all, its slides

withdrawn and pegged as at the union, and the doorway of the central box closed once more.

“The colony may now be said to be fairly under weigh, and should favourable honey-gathering weather continue, a second honey-box may be placed on the first, and all the slides of the first super withdrawn. To induce the Bees all the more readily to take to the supers, I have found it a considerable advantage to run a strip of gummed paper round the juncture of the stock with the super, as well as with it and succeeding ones. Should it be taken to, or if honey be plentiful, a second slide on either side of the top box may be withdrawn at first, either partially or wholly. This is a nice operation, dependent on the flow of honey; and the Bee-master must exercise his own discretion, so as, if possible, to prevent the incursions of her majesty into the super. The plan of admitting only the honey-gatherers of the end combs to the supers, to the exclusion of the Queen, the Nurses, and the pollen collectors of the centre, is a most ingenious, original, and, indeed, one of the most valuable features of the Stewarton system. A third and other supers may still be called for, and the additional super accommodation afforded, always uppermost; and, in exceptional cases, even additional breeding space, by nading at the bottom, may be requisite, although a strong colony was lately wrought with but eighteen inches breeding space, while filling seven honey-boxes, or supers, in various stages of progress. To get Bees to take to supers at first, and to work in them steadily through the vicissitudes of temperature, it is indispensable that they be well wrapped up with some warm woollen stuff. I generally employ old crumb cloths for this purpose, four plies thick; and need I add that the Stewarton hive being formed of wood but 5-8ths of an

inch thick, it is, of course, requisite, and must have the protection of a Bee-house or shed from the direct rays of the sun; or better still, an outer octagon case, with a nicely bevelled roof, and an ornamental vase on top, forms a most picturesque adjunct of the Apiary or garden.

“So soon as the lowest super is seen sealed at the windows, the attachments between it and the stock and second super, severed with a thin wire, it had better be removed, the next lowest taking its place, and so on till the end of the season. When all are removed, and slides reintroduced, then, as cold weather sets in, and the lowest breeding-box vacated, it, too, is better taken away, the slides replaced, the mouth wrapped carefully up with paper to exclude moth and dust, and suspended in any cool dry garret till required the next season.”

THE CARR STEWARTON HIVE.—This hive, designed by Mr. C. W. Smith, is a modification, and, in some respects, an improvement on the original “Stewarton,” and is, in my opinion, by far the handsomest hive made, especially when worked in straw, as shown in the woodcut; it then becomes quite an ornament to the lawn or garden. It is manufactured by James Lee, of Bagshot, Berkshire. Combined in it are many of the advantages of the best bar-frame hives, as well as those of the far-famed Stewarton. A hive may consist of one, two, or three stock-boxes and a honey-box. The stock-boxes are 15 inches square, and 6 inches in depth. The honey-box is but 4 inches deep. Each stock-box is furnished with nine moveable wedge-shaped bar-frames, guides, windows front and back, &c. The honey-box contains seven wide bars for honey-combs, the spaces between the bars being fitted with slides, like the octagonal Stewartons. A crown-board, having slats and slides of the same gauge as those in the honey-box, is

provided, but is reversible, so as to suit the advocates of a close-fitting lid, or those who prefer a $\frac{1}{4}$ -inch space above the bar-frames.



Fig. 40.

The stock-boxes can be used separately or together, according to the strength of swarms.

With this hive, stocks and swarms can be united, or artificial swarms made with the greatest ease; and in summer or winter every stock in the Apiary may be properly aided by telescopic expansion or contraction of space, any degree of warmth needful being maintained. It also offers peculiar advantages in the introduction of Queens or Queen-cells to full colonies, as only the combs in one section need be disturbed, whereas in

other bar-frame hives, the combs to the full depth of hive must be removed.

There are many other special features in the Carr-Stewarton hive which strongly recommend it for general use. For example, in *Queen-raising*, as each stock-box when placed on a floor-board will form a separate colony of nine frames, and as only four frames will be required for a Queen-raising nucleus, the simple insertion of a close-fitting piece of board in the centre of the box will at once convert it into a pair of nucleus hives, the floor-board being made reversible to form double entrances for that purpose.

At the Alexandra Palace Show, Mr. J. M. Hooker, of Sevenoaks, gained a prize for a hive, "The Alexandra," combining the storifying and collateral principle with the



Fig. 41.

ordinary Woodbury. Fig. 41 shows the general principle

of the hive, as a whole, so well, that but little description is required. The two wings can be cut off from the main body by perforated zinc or diaphragm, or can be used with either frames or sectional supers in conjunction with the breeding compartment. The top, with its two wings, are for sectional supers, any or all of which can be brought into use as required. The hive is glazed all round, which hinged shutters cover. A very fair view can at all times be obtained of the interior.

Hives on the collateral principle seem to have fallen greatly into disuse; although they may still occasionally be found, their advantages are more than counterbalanced by those particular hives I have described.

OBSERVATORY HIVES.—By this term is understood such hives as enable the works of the Bees to be at all times in view. One of the best in use is the well-known NEIGHBOUR'S WOODBURY OBSERVATORY HIVE.—


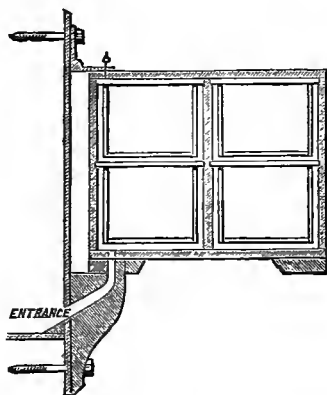


Fig. 42.

The interior of this hive is divided into six compartments which are formed by as many Woodbury frames run into notches on each perpendicular side; the width of the hive is just sufficient for the thickness of the

combs, allowing the Bees free passage all over ; they are kept confined by a thick glass door on each side, which in turn can be covered, and the light shut off by external Venetian shutters. The framework of the hive is of mahogany, and the whole revolves on an ingeniously constructed turn-table, giving passage to the Bees by a tunnel to the external air. It makes a handsome ornament for a drawing-room or study, placed in a window ; a small aperture in the window frame will give passage to the Bees. This observatory hive has the evil of all other glass hives, the cold nature of its material, and the narrow width prevents the Bees clustering, the consequence being that no stock can be trusted to the rigours of the winter in it ; but its special advantage is that the framed combs can be taken from an ordinary Woodbury hive at the approach of summer and returned to their old place when summer is gone. In such a hive every Bee can be brought under observation, and when the Queen be not found on one side turn to the other and there she must be. This hive is made by Neighbour & Sons, Regent Street, London.

ABBOTT'S OBSERVATORY HIVE.—This hive, of late



introduction, appears to be a very useful form. It is constructed to be hinged on to a door-post, or like position, swinging either way, and when not under observation may be folded back against the post or wall. It is enclosed with glass doors, with or without shutters, and made to hold any number of frames, and an inspection of the figure will clearly show its construction.

Many observatory hives of a more or less fancy description have been designed, and are generally, in their designers' opinion, *perfect*; but other people in practice yet find *much* to be desired.

GUIDE COMBS, AND COMB FOUNDATION.

WHEN using frame hives it becomes an absolute necessity to secure straight combs, and as the Bees have no knowledge of their owner's preference, they are very likely, if untaught, to build their combs the way their fancy teaches them, and they often do not forget that the line of beauty is a curve.

One of the greatest aids to profitable and successful Bee-keeping that has for a long time been devised is that of "Comb Foundation," a name, I believe, of American origin, where the article itself has been brought to great perfection. For many years past, the necessity, when using frame hives, for some guide to induce the Bees to work straight and in the required direction along the bars, has been felt; and in the former editions of this work I described the manufacture of such impressed wax sheets as were then known, but which are

now entirely superseded by the improved manufacture. A thin strip of old comb, or even a line of melted wax, put on the top bar of the frame, will be sufficient to ensure straight building, but this is not all that can be desired; for although the straightness of the comb be secured, the particular construction of the cells is still a thing to be wished for. Mr. Cheshire made a good step in this direction by his plan of painting hot wax on a plaster mould of Worker comb. This the Bees readily completed; and, with care, Worker cells could be nearly depended on; but this plan was troublesome, messy, and, without considerable practice, difficult; but now, since the introduction of the comb foundation, many important points have been overcome, and we can by its use, not only ensure that every comb shall be perfectly straight, but almost that every cell shall be of Worker size, thus absolutely controlling the birth of inordinate numbers of Drones, who so severely tax the energies of their sisters to feed. Comb foundation I will describe as thin sheets of wax, having its whole surface on both sides accurately impressed with the foundations of cells, which may be either of Worker or Drone size, generally the former for stock hives, the latter for supers. The cells have shallow walls, which are made sufficiently thick to provide enough wax for the Bees to draw out to the full length of the cells. The Bees readily perform this work, and the beautiful regularity of a comb when so completed is a sight to delight the eye of an appreciative Bee-master. We must not forget that comb-building is a great tax on the energies of the Bees, wearing their lives out fast from the necessary hard work, and the honey consumed in wax-secreting might be more profitably employed in filling the cells. At the present time, every comb in all my hives has been made

from comb foundation, and I have often, 24 hours after supplying the wax sheets, found some of the combs beautifully complete, and already containing eggs and honey. When the honey-extractor is brought into use, the value of these straight combs is very apparent, making the labour of extracting come very easy. The sheets I have used were imported by me from America; many of my friends were supplied from the same consignment, and all, without exception, give it most unqualified approval. The cost of the manufactured sheets in America in large quantities is about 2s. per lb., about one moiety of which is first cost of wax; the latter in England is nearly 2s. per lb., consequently the foundation must of necessity be dearer here. Mr. Root, of Medina, Ohio, who is a large manufacturer of this article, states that in the summer of 1878 his foundation machines were making 1000 lbs. a week, and that four men and a boy could make 400 lbs. per day. This statement will show, that comb foundation need not be a very costly article. My parcels from America, all charges paid, did not come to quite 2s. 6d. per lb. So strong a hold has comb foundation taken on the industry in America, that it is probable the supply of home-grown wax will soon be unequal to the demand. Many experiments have been made with a view of substituting something in place of wax, such as paraffin, and the like, but all have resulted in failure. Paraffin makes a good-looking foundation, but its melting-point is so low that very warm weather causes it to fall. The manufacturers of comb foundation, in order to secure tough sheets that may be used with perfect safety in the extractor, and entirely to prevent stretching, have lately inserted thin wires rolled in the wax sheets. Of course, thus prepared, the combs made on them are not

applicable for supers, and their use is yet only an experiment.

The first process, in manufacturing the foundation, is performed by dipping a sheet of galvanized iron in a tall vessel of melted wax, which must neither be too hot nor too cold, and the dipping-plate, which for convenience has a wooden handle, must be kept cold by immersing it in iced water before each sheet is dipped. It is dipped two or three times, until the wax coating is judged to be of the requisite thickness, when the adhering wax is stripped off from both sides. The sheets are now allowed to stand a couple of days to harden, when they are passed between the rollers of the machine,

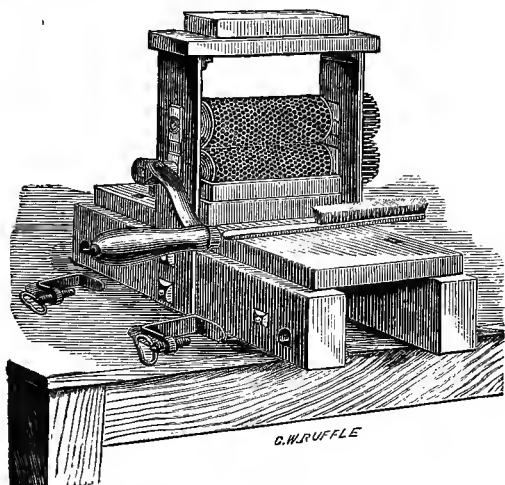


Fig. 44

requiring only a little trimming to be fit for use. The sheets run from 5 to 8 square feet to the lb., the thicker sheets being by the Bees most quickly made into

combs—and to completely furnish a 10-frame Woodbury hive, requires about 5 square feet, equalling the consumption of 15 lbs. or 20 lbs. of honey by the Bees. The comb foundation may be used with equal advantage in starting swarms, as an aid to driven Bees in autumn, or to replace combs from any cause removed from hives; for broad combs the sheets should be cut about an inch smaller in width and length than the frame, as in process of working they stretch to a certain extent, and if the frame be completely filled there must of necessity be some sagging. The way I have fastened the sheets into my frames, has been by heating some wax in a glue-pot (as glue), then fitting a board into the frame not quite half so thick as the top bar is wide, I lay the sheet of foundation on it, with its upper edge close along the top bar, then paint the wax along the joint, and after allowing a few moments to set, turn it over, and repeat the painting on the other side. Should the sheet not hang perpendicular, it is necessary to warm it either by the sun or fire, when it will soon hang plumb, or otherwise the Bees will attach it to the sides of the frames, and the comb will not be central.

Mr. Root gives the following as the plan he prefers:—
“If wax is rubbed *hard* against a piece of dry wood, at ordinary temperatures, it will adhere almost as well as if put on in a melted state. Therefore, all we have to do to fasten it in the frames, is to lay it in place, and press the edge against the comb guide with the fingers, until it sticks moderately. Now take a knife or screw-driver, and rub it down hard. To prevent the wax from sticking to the tool, dip it in either starch or honey; we use the latter because it is handier. One corner of the tool should go clear down to the wood at the last stroke, to make a “sure thing” of it. The foundation should reach

within $\frac{1}{4}$ inch of the end bars, and within $\frac{3}{4}$, as a general rule, of the bottom bar. This space is needed to allow the sheets to stretch as it is being worked out, which it always does more or less. Some lots of wax will stretch scarcely perceptibly, while others will to the extent we have mentioned; and as it is desirable to have the sheet hang clear of the bottom bar when the cells are drawn out full length, we think best to give the amount of space below we have mentioned.

“The reason is, that the combs will bulge if there is any stretching after they have touched the bottom bar. To put the sheets in rapidly, you will need a board cut so as to just fit inside the frame, and reach up as far as the comb guide. Lay the sheet on this, close up to the top bar, and stroke it down to the comb guide, as we have directed. If your frames are made without a comb guide, you can fasten the sheet to the top bar in the same way, and then give it a quarter turn, so that it will hang straight down. As fast as the frames are filled they should be hung in a hive, to be secure from injury. If you do not make the above plan work to suit you, you can fasten the sheets by tacking a strip of wood about $\frac{1}{8}$ by $\frac{3}{8}$ into the top bar, while the upper edge of the sheet is between them; this strip should be put on in such a way that the foundation hangs straight down under the centre of the top bar.”

Another way, as given in ‘Kings Text Book,’ is to lay the frames bottom upwards on a table, placing the wax sheet on the top bar, so that its edge comes nearly across it. Now take a screw-driver or piece of smooth firm iron, and rub it down hard to the wood until it adheres all along. One corner of the iron should go clear down to the wood at the finishing stroke. On this tack a small thin strip of wood into the top bar, so placed

that when the sheet is bent up against it, it hangs in the centre of the frame. If the iron rubber be dipped in honey or starch it will not stick to the wax in rubbing.

When a sheet or strip of this impressed wax is properly fixed to the bar, it is certain to be the guide and foundation of a straight comb. It is not necessary, although advantageous, that the sheet should be, when fixed, the whole perpendicular height of the comb; unless we desire a particular sized cell; given a fair start of 3 or 4 inches, the Bees will continue in the same line to the bottom of the frame. For supers, 2 or 3 inches will be found sufficient, and will dispense with the necessity of fixing natural decoy combs. To wax sheets the Scotch Apiarians owe the remarkable and beautiful regularity of their show supers in Stewarton boxes.

SUPERS AND THEIR MANAGEMENT.

SUPERS are receptacles intended to be placed on the top of the hive, for the Bees to store their surplus honey in, and in a great measure to prevent the necessity of swarming.

The quantity and quality of the honey obtained in his supers shows the skill of the Bee-master. Nothing looks cleaner, or could be handsomer as a breakfast-table ornament, than a bright bell-glass, on an appropriate stand, well filled with luscious golden honey. At the Manchester Exhibition of 1873, a glass model of the Crystal Palace appeared filled with 85 pounds of comb and honey; and in 1863, that veteran Bee-master, Mr. George Fox, of Kingsbridge, Devonshire, obtained from

two hives glass supers of pure honeycomb, weighing respectively 109½ and 112 pounds net. As examples of what skilful management can do such results are invaluable, but for commercial purposes large supers are a great mistake. This was sensibly brought home to my mind at the two Crystal Palace Exhibitions in which I had a large share of the management. Many magnificent supers there shown were all but unsaleable, because of their size. No private person cared to buy half a hundred weight of honeycomb, and dealers avoided it, for the reason that it could not be retailed economically, in consequence of the waste and mess when cut. The Americans had discovered this flaw in Bee culture before we did, and seeing this, I immediately took steps to import and introduce to English Bee-keepers examples of sectional supers, which have been readily adopted by advanced Apiarians. English hive-makers, in manufacturing sectional supers, have almost invariably overlooked some of the chief advantages of the American patterns, notably their weight and cost. The former should be so small that the supers may be weighed with the honey, and elicit no comment from the purchaser. Strength and fine workmanship are quite secondary considerations, as they are never intended to be used twice. At the Bee Shows of 1878 many of these sectional boxes were shown filled with beautifully clean honeycomb, and wherever they appeared found ready purchasers at high prices. So well was this fact demonstrated, that Bee-masters are pretty well agreed that the days of large supers are past, and a new era opened for all those who are ready to move with the times. The enterprising Yankees so quickly awoke to the fact of England's short-comings in regard to marketable honey, that before four months had elapsed from this

Show no less than 80 tons of honey in sectional supers was imported into England! Wake up! English Bee-keepers, and don't buy what you yourselves can produce! As I cannot yet expect all persons to agree with me, before describing these handy little boxes in detail, I must notice one of the best of the larger forms.

For frame hives, square supers—a combination of wood and glass—are very suitable, and are easily made by any handy man, and I give a description of the one which obtained the prize at the Crystal Palace as the best and cheapest super for general use. They are made and sold by James Lee, of Bagshot, at 5s. 6d. per pair; and each holds, when filled, about 18 pounds of honey.

It has very much the appearance of the original Woodbury super, having wooden framework with glass panels; it is 13 inches square and 4 inches deep, and fitted with seven bars. Its construction is a marvel of ingenuity. Made almost entirely by means of a circular saw, every one of its parts is cut to a mathematical nicety, so that they fit each other with great precision, and are all interchangeable with the parts of other supers of the kind. It is composed of two square frames and four ingeniously constructed pillars, each of which is a study in itself; one of the frames is laid upon the table, with the rabbeted side upwards, and a pillar is pressed on to each corner; the glass is then slid into grooves in the pillars, and rabbets in the bottom frame; the top frame is then pressed on to the pillars, and the super is ready to receive the waxed bars, in fact is practically complete, and may be readily taken to pieces. The advantage gained by supers being made to take to pieces is that the honeycomb may be easily cut out for use.

Of course supers may be made of any size, shape, or

material ; the two latter mattering little to the Bees, but much to the commercial value of the honey, whether it is stored in a clean tempting receptacle, or a dirty box. A very strong stock in a favourable season will fill one holding 80 or 100 pounds, and it exhibits the skill of the Bee-master to supply the maximum size that the Bees will fill with sealed comb, as a half-filled super looks very bad.

It is questionable if our Scotch neighbours, who work with the Stewarton hives, are not the wisest ; they being content to obtain a number of small full boxes rather than attempt one large one, which will very likely prove a failure as to completeness.

All supers should be supplied with bottom-boards of their own, to be removed with the super ; they need only be made of the thinnest material. Admission from the hive should be given by two narrow slits, corresponding to similar slits in the crown-board ; these are preferable to a central hole, through which the Queen is apt to stray and spoil the contents of the super by breeding therein. Care must be taken to furnish the interior with clean decoy comb or wax sheets, also to well wrap up the super with some warm material, such as felt, flannel, &c., as the Bees will mostly reject a cold unfurnished apartment. Whatever supers (except bell glasses) are used, it is advisable that they be furnished with bars or frames for convenience in removing the honey, otherwise in cutting the combs out much damage and waste are incurred. When using bell-glasses for supers it becomes necessary to furnish the Bees with some kind of ladder by which they can reach the top, for they cannot readily run up the glass sides ; a piece of clean empty comb is best, but many persons use a small clean piece of wood, generally shaped as a cross. Bees are more reluctant to fill glasses

than straw or wood supers, and the former require warm wrapping up to ensure success.

When it is desired to use square supers, or bell-glasses, or straw skeps, a wooden platform, as a stand, must be placed on the top of the skep. If the hive is flat-topped it will be sufficient to fasten the wooden stands by means of four long screws through the wood into the hive, but if the hive has a dome top it must first be levelled by means of stiff clay, mortar, or some such material.

To exclude the Queen from supers where she might lay eggs, and so spoil the honey, recourse has been had to the interposition of a sheet of perforated zinc between the super and the hive, the perforations having a diameter of 5-32nds of an inch, permits the passage of the Workers, but not the Queen.

SECTIONAL SUPERS.—These, as I have before said, are the honey receptacles of the future. The little boxes which I had the pleasure of introducing to English Bee-keepers, and for which I had awarded to me the medal of the British Bee-keepers' Association, are those figured in the American periodical, 'Gleanings in Bee-culture,' and made by its editor, Mr. Root; they are used generally fitted into frames either in the upper (or super) chamber or in the main stock hive as end combs. The dimensions of the boxes in question are $4\frac{1}{4} \times 4\frac{1}{4} \times 2$ inches, and hold, when filled, 1lb. of honeycomb; the frames to contain these sections should be 2 inches broad, and the common frame in America, the Langstroth, holds just 8; these dimensions are not at all material, and the boxes may be made of any useful size to fill the frame.

Sectional supers require to be fitted with a triangular piece of comb foundation, to be presently described; sometimes a saw-cut is made nearly through the centre

of the top bar: the wood is bent backwards in such a way as to open the saw-cut: the edge of the sheet is inserted, the cut closed, and all is secure. The foundation may also be fixed in the same manner as described for the frames. It is a debatable point whether the too free use of the wax sheets for honeycomb which is to be eaten is not inadvisable; some say the comb manufactured on it has a toughness; others maintain it to be none the worse than comb made from the Bees' natural sources. Experience will teach. The use of these sections with us is yet in its infancy, but in America for several years past ingenuity has been taxed to devise the best form; some have been manufactured of a very ornamental character, but I think experience is gradually proving that the simplest is the best both for the producers and consumers.

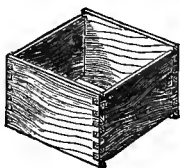


Fig. 45.




Fig. 46.

Fig. 45 shows a complete section box, and Fig. 46 one of the broad frames containing eight of these. These section frames are made the same width as the sections, that is, 2 inches at the top, and $1\frac{3}{4}$ at the bottom. When in position they occupy the two ends of the hive, the difference in width at the bottom allowing the Bees free passage between them; they cannot strictly be called "supers," but in this position the Queen will not frequently use them for breeding purposes, if care be taken that she has empty breeding-combs near the centre of the hive. Bees store honey more rapidly in the brood-

hive than in the super, but they will seal it more rapidly in the latter.*

For the super, or upper story of the hive, the sections are placed in a case as Fig. 47, which holds three—in the




Fig. 47.

figure, two are in position furnished with guide comb; the third space is empty, to show the position of the tin separator behind. These separators are a sheet of tin, placed between each case of sections, either in the super or brood hive, to prevent the Bees building their combs of varying thicknesses. By this contrivance the whole of the comb is kept within the box, which is, of course, a great desideratum in packing, as they can be laid close together without crushing. The case is made of the same material and in the same way as the sections themselves; it is three times as long, and just high enough for the sections to slip inside, and a sheet of tin 14 inches by 20 inches makes six separators. Both cases and separators may be used again and again, and they serve to keep the sections clean. Propolis may be washed off them when not in use by boiling in weak lye. The ends of the tin are bent at right angles, and sprung on to the case as shown in the figure, or may be dropped into a shallow notch, or lightly bradded on. Thus furnished, these cases are put side by side right into the frames without the interposition of any crown-board. As many should

* A clever manager will so arrange that the Bees shall start and fill the section boxes in the brood chamber, and they may be afterwards removed to the super to seal over—empty boxes, as before, being put in their places.

be put on as will cover the top of the hive and allow the roof to close down ; and when these are nearly full a second story of them may be added underneath the others, raising up the first lot for this purpose. By this practice the Bees readily commence on the second lot, thus preventing the difficulty often experienced in getting Bees to work in empty supers when their full ones are removed, as by the time the upper tier of boxes are capped over the lower one will probably be half full. If the Bee-keeper prefers it, any full sections may be removed as they are ready, their places being filled with a fresh box. The outside sections may be closed with a slip of glass through which the progress of work may be viewed. The whole should be warmly covered up, for Bees will not fill supers that are cold. When it is wished to examine the supers, a few puffs of smoke blown on to the top will drive all the Bees below.

The section boxes are sold with the honey, and as they weigh but little over an ounce, are weighed and sold in the same manner as is the paper with sugar.

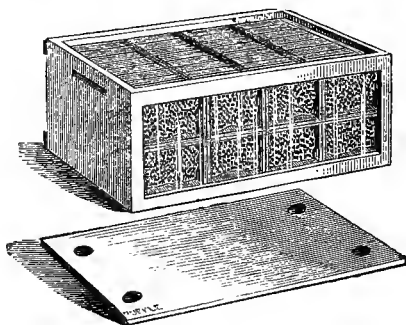


Fig. 48.

SHIPPING AND RETAILING CASE FOR COMB HONEY.

The filled sections are sent to market (sometimes neatly glazed on all sides) in a crate or case, as Fig. 48.

This contains 48 of the 1lb. sections, and, so far as experience goes, may be sent safely anywhere by ordinary carriers without injury, for the men can see what it is. The crate, if kept clean, and treated to a coat of new paint occasionally, makes a very pretty case for retailing from, for the grocer has his honey neatly cased, and always in plain sight, and when a cake is sold, all he has to do is to raise the cover, and hand it out.

Such sectional supers as I have described are made by machinery, and sold in America any size up to $2 \times 5 \times 5$ for about 25s. per thousand, and should be made for something near the same price here. Until they are so, I would advise Bee-keepers to club together and import such as they require.

Much of the success in obtaining honey in supers depends on the hive on which the supers are placed. It is very difficult to give a date when this should be done, so much depends on the condition of the stock and the weather. It is not well to put the supers on too early, and still worse, too late; the happy moment should be when the Bees have just begun to find more room is required. If they become fully alive to this fact, they are apt to start Queen cells, when the supers will be neglected, unless the Bee-master can wholly excise the royal cells. Should the end of April be warm, and the Bees busy, as a rule we should supply all strong hives with increased accommodation, as often from the late fruit-blossoms we may reap an early harvest. After the fruit and whitethorn blossoms have fallen there is generally an interregnum of a few weeks when supers will not be readily commenced, but in June we may fairly expect to get our main harvest well in progress, and at this time the Bees, both for swarming and honey-gathering, require our greatest attention.

A super should have interposed between it and the

crown-board of the hive a floor-board (or, as it is generally called, an adapting board) of its own to be removed with it; it may be severed from the attachments of the combs by a thin wire or string. When removed the super will probably be thickly populated with Bees, who will be reluctant to leave; if a Bee-trap be used, their riddance is easy, but in default of that appliance, some trouble will be found. If the combs be on bars or frames, remove them one at a time, and brush the Bees off; but if they be fixed as they would be in a glass, remove it, turn it up, and many Bees will fly home. It had better then be covered up for a short time secure from robbers, again turned up, and more will go; repeat this until clear, or if it be taken into a room the Bees will fly to the window, which may be afterwards opened to give them exit. Some instructions on this subject will also be found under the head of Drone and Bee Traps.

Should any breeding have taken place in the super, search must be made for the Queen; if she be found she must be returned at once to the hive.

THE HONEY-EXTRACTOR OR SLINGER.

THIS is a modern invention borrowed from the Germans, improved in America, and still further in England. The figure illustrates the machine for which the first prize was awarded to Mr. Cowan at the 1876 Bee Show, and it will give a good idea of the instrument, so that I will merely say that the can is made of galvanized iron, 20 inches in diameter, by 24 in height, and forms a fixed reservoir, with an outlet closed by a treacle valve near the bottom, intended to let out the honey when extracted. Within the reservoir is a revolving four-sided frame of wire-work,

held in place by a central spindle working in the bottom of the can and the frame of the top. The turning of the handle gives motion, which sets the internal wire-frame revolving. The machine is chiefly applicable to frame hives; full honeycombs with their frames are taken from the hive, the Bees smartly shaken or brushed off, then if the honey cells are sealed, they are carefully shaved off with a bent knife heated in hot

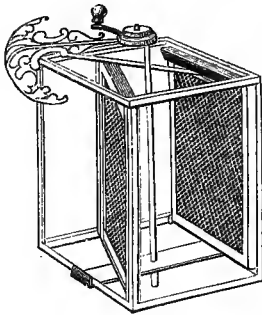


Fig. 49.



Fig. 50.

water. The frames are placed in the wire cage of the machine; a few turns of the handle and the honey is by centrifugal force whirled from the outer side of the combs into the can: when one side of the comb is emptied, the wire cages may be reversed without removal, and so bring the second side of the comb to the outside, when a few more turns of the handle will empty that. Every uncapped cell will now be found drained of its honey, and the frames may be at once returned to the Bees to refill,

The machine requires a little practice before the greatest amount of skill is acquired, after which it will be found to do wonders. Experience soon teaches how to give just that amount of speed which will throw out the honey and not the brood, should any be there, and by a little contrivance, pieces of combs out of frames can be emptied. The acquisition of this appliance is a step in the right direction to get the greatest possible amount of profit from the Bees, at the smallest possible expenditure of Bee labour; and I will now show how the extractor helps us here. In the midst of honey-gathering it is often found that the Bees *will not* work in the super, charm we ever so well; therefore, they hang out idle. We remedy this by taking out a few combs, emptying and returning them, when a general ardour is created to fill them again. In the midst of summer and a good honey season, Bees will sometimes gather so much that every available cell is filled.

The poor Queen cannot find a place to lay her eggs, so suffers in her health, and the contingencies of Bee life being many in the busy season, the stock absolutely dwindles, and perhaps dies subsequently, from nothing else than over prosperity. The danger of such a state of things being discovered, the extractor provides an immediate remedy as in the former case. If the emptied combs are placed in the middle of the brood nest, the Queen immediately fills them with eggs at an astonishing rate. Thus also breeding may be at any time encouraged by empty combs placed in the centre of the hive, as will be further explained. I heard a very practical Bee-keeper remark that he deprived his Bees of *all* their stores, for which he could get 1s. or 1s. 6d. per pound, and returned his labourers for their winter sustenance, sugar syrup, which cost him not more

than 3*d.* per pound; it answered quite as well, and indeed went further.

Our American cousins, from whom we get many valuable Apiarian hints, commonly manage their Bees thus: Two strong stocks are selected which we will call A and B; from B all the Bees with their Queen are driven, making a strong new swarm; the hive, with its combs full of brood in all stages, minus its floor-board, is then placed on A, which has previously had its crown-board removed, and an adapter substituted. The Bees of A immediately take possession of B, hatch out all brood, while the Queen remaining in the lower hive still keeps breeding, and the immense population thus formed quickly fill the emptied combs of the upper hive with honey, which, as fast as filled, or nearly so, are emptied by the extractor, and returned; by this means a very large harvest is obtained, which has amounted to as much as 600 pounds from a single hive. Wax is a product made by the Bees from honey, and it is said that it takes 20 pounds or more of honey to make one pound of wax; therefore every pound of comb saved for the Bees represents at least 20 pounds more honey to be harvested. Now it is quite a mistake to imagine that old combs, that is to say, up to three or four years old, are useless except to melt down. For breeding purposes they are quite as good as new; and, indeed, when the Bee-keeper handles his combs much, they are better, being tougher. I would quite as soon have my hives furnished with old combs as new. By the use of the extractor, therefore, we get all the honey and save the combs; and it will be found where a hive full of clean combs can be given to a swarm, they get a start in life for which they will amply make returns.

When the Bees are busy gathering honey the extractor

may be used in the open air without much trouble, but at other times the operation must be performed under cover, or at least not very near the hives, or the Bees will soon find out the prize to be recovered and interrupt operations. The following instructions given by Mr. Root are short and to the purpose. "The best time is when they are busy in the fields, and if the yield is good, you will hardly need any smoke. Carefully remove a frame from the hive, and then with a series of sudden jerks shake the Bees in front of the hive or on top of the frames, as you may find most convenient. When you have shaken off as many as you can, take a bunch of asparagus tops, and gently brush off every Bee in front of the hive. Now with the honey-knife carefully cut the

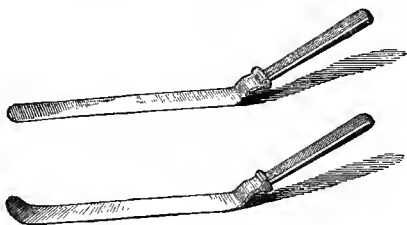


Fig. 51.

cappings from all capped cells: to do this quickly you will slide the knife under the caps in such a way as to have them come off in one entire sheet. When the comb is uncapped it is to be placed in the Extractor; although you can extract one comb at a time if you choose, it is much better to have two, as they then balance each other, and the friction is less on the bearings. Turn just fast enough (and no faster) to throw out the honey, and there will be no danger of throwing out the brood; you will soon learn this by practice. Combs so full of brood that there is but little room for honey had better

be left in the hive ; there is little to be gained by working very close, and should the honey season suddenly close, there is danger of the Bees starving, as we have known them to do, even in July.

“If your hives are kept close to the ground, and no weeds allowed to grow around the entrances, there is very little danger of losing Queens while extracting, yet it is a very good plan to keep them carefully in mind, and if you should not see them, we think it a little safer to shake the combs that contain much brood, so that the Bees fall directly into the hive.

“After the honey is taken from one side of the comb it is, of course, to be turned, and the honey taken from the other side. When the combs are very heavy and the honey very thick, it may be best to throw it out only partially the first time, and then reverse, to avoid crushing the combs into the wire cloth by the great centrifugal force resulting from such a weight moving at a rapid speed.”

QUEEN CAGES.

BEEs, on losing or being deprived of their Queen, will not with any certainty accept a stranger without some precaution ; on the contrary, will often slay her forthwith ; but it is found in practice that if a Queen be confined some twenty-four or more hours amongst the Workers the regicidal tendency abates, and love and reverence succeed to hatred, if the Queen be in a fertile condition. An infertile Queen is not readily accepted, instinct seemingly acquainting the Bees that she is useless. The prudent Bee-master, therefore, never introduces a new Ligurian, or other Queen, without tem-

porarily confining her. In strengthening stocks by the addition of other Bees, it is also advisable to secure the reigning Queen for a day or two as a precautionary measure against the malice of the strangers. For this purpose cages of various patterns are used.

The most simple form is that of a coarse wire gauze cup,

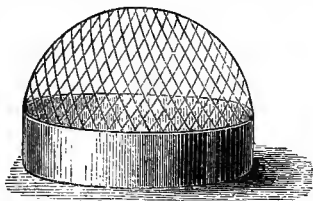


Fig. 52.

with a $\frac{1}{4}$ -inch tin margin soldered on, as Fig. 52. The Queen, with or without a few of her own Workers, is placed therein, a card slipped underneath to keep her there, and then transferred to the comb where it is desired to fix it. The card being now withdrawn, the cage is gently pressed down with a screwing motion into the comb as far as the bottom of the cell, there to remain the necessary time. It is advisable, if practicable, to tie it there, as the Bees, in their anxiety to get at the new Queen, will sometimes undermine and hoist it up, when the Queen may get out too soon, perhaps meeting an executioner. In fixing this cage, select a comb near the centre of the hive where there is some honey, so that her majesty may have food at hand. This is not absolutely essential, and in straw skeps the cage may be fixed on the bung at the top, care being taken that there is sufficient space beneath when replaced for the Bees to crowd about it.

Mr. W. Carr has invented a very simple and perfect Queen cage which any mere novice can make in a few

minutes. He thus describes it: "It is made of perforated zinc, and measures $1\frac{3}{4}$ inches long, 1 inch wide, and 1 inch deep. One side of the cage has an opening (A) 1 inch long and $\frac{3}{8}$ ths of an inch wide, and this is covered with a flat door (B) sliding over it on the inside, with a piece of wire (C) about 12 inches long fastened to the top of the door to draw it up; D is the open side of the cage to be pressed into the comb. The cage is intended to be lowered down from an opening at the top of the hive into the centre of the brood-nest; and after the Queen has been confined the necessary time, the wire is to be gently pulled, which will open the door, allowing the Queen to walk out without disturbance. The cage may be removed a day or two afterwards. Many Bee-keepers discountenance the use of zinc, on the ground that it is injurious to the Bees. I question, however, if this objection be well founded with ordinary care in cleaning."

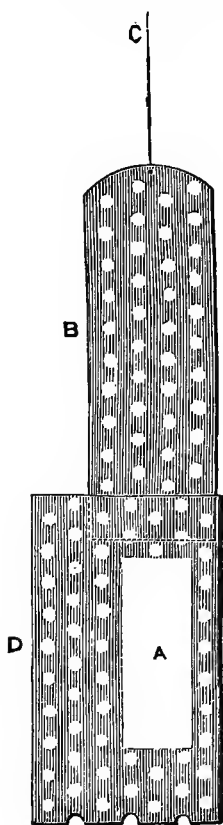


Fig. 53.

The cage invented by the well-known Apiarian, "A Renfrewshire Bee-keeper," which obtained the prize at the Crystal Palace Show, is thus described by him.

"It is formed from wire net, 2 inches deep by $1\frac{1}{4}$ wide, and $\frac{3}{8}$ ths in thickness, the top of the same

material and projecting 1-8th part all round as a flange, to prevent slipping too far between the combs. The door of wire forms the bottom of the cage, and is opened and closed by means of a wire passing up either corner in front, and wrought through the top. In some there is a circular hole on top with movable cover, for introducing the Queen to the cage. But to any, saving the merest nervous novice, the space between the wires at bottom is amply sufficient for the admittance of the royal person. Some are circular for bung-holes in common straw skeps; but I give the




Fig. 54.

preference to those of the flat form, as they fit the exact space between the combs of any hive. Some, for appearance sake, are constructed of copper wire net; and some, to prevent the rusting of the iron wire, are japanned; but they could be made of galvanized wire.

“*Advantages.*—From its thickness it fits the unvarying width of space between the combs of all hives alike. The flange portion on top, resting on the frames or bars, prevents it slipping into the hive. In hives possessing slides it is only necessary to divide a central one, drawing the outer portion sufficiently to receive the cage. The Queen is to be admitted to the cage through the aperture between the central wires at bottom, while the operator holds it inverted, with the door open, in his left hand, the forefinger and thumb of which cuts off her retreat sideways; she is then shut in, and the cage

suspended in the hive. On the lapse of the requisite time (third day) the Queen is liberated by simply pressing the top of the wire downwards, which throws the door open, converting it into a gangway, by which she walks forth to meet the attendants who have been feeding her, and are familiar with her presence; they form her body-guard, and the risk of encasement is reduced to the minimum. With all cages stuck into the combs, the Queen can only be set free after the hive has been opened up, and the Workers, being newly and thoroughly disturbed, are in their most irritable mood. Should the pipe cover cage set in a bung-hole be employed, it is requisite to draw it out and invert it, the attendants clinging to the bottom of the cage are transferred to the outside of the hive, and the Queen is forced to stem the upward stream of stranger Bees trying to force their exit. This cage permits the Queen to be liberated without the smallest disturbance to the hive generally."

Bee-keepers are not agreed as to the time necessary to keep Queens confined; some think three days, others are satisfied with one, and I have known six hours sufficient, her majesty walking out in safety after the lapse of that time. In using the wire cage of the Renfrewshire Bee-keeper, it will be perceived that it is not thought necessary to provide the Queen with any food; and I and others have been so sceptical as to doubt that Bees who are anxiously seeking an opportunity to destroy the Queen would yet feed her. That they will do so occasionally is certain, but it is only when honey is freely coming in; at other times they will ruthlessly let her starve, therefore it is safest to cage her majesty on some full honey-cells. Failures in introducing Queens will now and then occur whatever care be used, and they

must not always be attributed to the cage. There are many more varieties of Queen cages in use, and, of course, there is no reason why any Bee-keeper should not make modifications to suit his own case or fancy; but the patterns described will illustrate the principal systems in practice. Releasing the Queen in the dark without disturbance has its advantages, but I prefer to watch her majesty's reception by her new subjects, as it is often possible to prevent a regicidal attack, as is described under the head of "Ligurianizing"—there is too much trusting to chance where the door of the prison is simply opened and the prisoner left to her fate; but where the Bee-keeper is at all timid, of course the cage that may be opened from the outside is preferable. The simple cup and Mr. Carr's cages will occasionally be found useful to cover ripe Queen-cells in order that the destruction of the young unhatched Queens may be prevented. When two Queens meet, a duel is most likely to occur. Like two gladiateurs, each first takes a good look at her antagonist, then rush to the fight; they seize each other by legs and mouth, making, with curved abdomen, every effort to insert the sting between the rings of the other's body; they wrestle thus, rolling over and over until one succeeds in giving the deadly stroke. It has been stated that if they get in such a position that both are likely to be stung together, they will separate and commence the fight anew.

“ With mighty souls in narrow bodies prest
 They challenge and encounter, breast to breast,
 So fixed on fame, unknowing how to fly,
 And ultimately bent to win or die;
 That long the dreadful combat they maintain
 'Till one prevails (for one alone can reign).”—VIRGIL.

It is not, however, from the personal animosity of the

reigning Queen that a stranger has most to dread, but from the vengeance of the Worker Bees, who are more often the assailants and executioners of the intruder.

FEEDERS AND FEEDING.

MUCH ingenuity has been exercised in designing an apparatus for feeding Bees, but they may all give place to a simple bottle, which I think most Bee-keepers of experience use; and, therefore, as the main appliance answering every purpose, I shall describe no other, simply illustrating the best manner to use that. In the first place the bottle selected should be of a squat shape, with a wide mouth; in default of better, pickle-bottles answer admirably. The capacity should be one or two pints; this is filled with syrup, tied over with a double fold of net or leno, and inverted perfectly upright over the feeding-hole, or without the net, covered with a piece of perforated zinc, and then used in the same manner; there being no vent, of course the liquid remains in its reservoir, unless sucked out, which the Bees are not backward in doing; a strong stock will, when active, take in and store one or two quarts in 24 hours, but it is not always desirable to allow them unlimited provender; to control this Mr. F. Cheshire has introduced a simple contrivance by which the supply may be regulated to the Bees, with the greatest nicety. A plate of vulcanite (but tin or zinc will do as well) is fixed upon the hive board by a screw (A), to receive which a hole is first made in the vulcanite with a red-hot wire.

The central circle represents the feed-hole of the crown-board, which should be situated exactly between

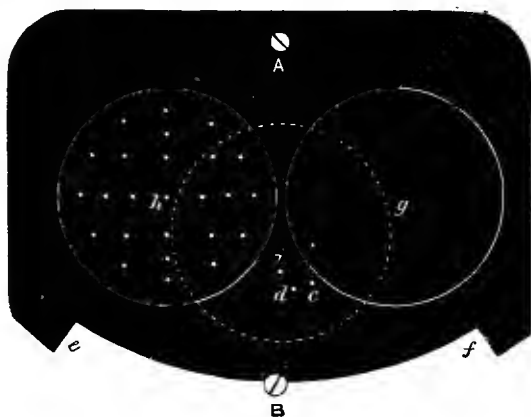


Fig. 55.

A and B ; the latter, a locksmith's screw or drawing pin, is placed so that its head laps over the edge of the plate and holds it in position, while it permits its rotation as far as the stops *e* and *f*. The plate is pierced, as per pattern in figure, by a heated knitting-needle, the burrs removed by scraping, and the under side roughened by a sharp knife, so that the Bees may have foothold. If the whole has been arranged as described, and the feeding stage turned until the stop *f* touches the screw B, the circle on the right will be over the aperture in the crown-board, and as this circle contains no holes, the Bees, although the bottle may be on, will get no food ; but if the stage be now slowly turned back again, the hole *c* will pass over the feed-hole, allowing only one Bee to regale herself at a time ; a further movement, and *d* is reachable from beneath, next the hole near the

edges of the left hand circle, allowing two and then three Bees to sip at our sweets, and as the plate turns, hole after hole comes into position until the maximum is reached, when the stop at *e* arrests the revolution of the vulcanite. For liquid food the bottle and feeding stage are all that can be desired; no one at all pretending to improved Bee-keeping will suffer a hive to exist in his Apiary without a hole in the crown; if not originally there, let it be cut, and a small square of wood fixed on the top with plaster of Paris will give a level stage




Fig. 55.

on which to stand the bottle, of course not forgetting to cut the corresponding round hole in the wood. With the use of a perforated feeding-stage, such as I have described, it is not necessary to tie over the mouth of the bottle, or to use perforated

zinc, and as the stage is intended to be a fixture, the following little appliance is used to invert the full bottle without spilling the syrup: Of zinc, tin or galvanised iron, is made a small shovel, as in Fig. 56, about 4 inches square, exactly after the model of an ordinary ash shovel without the sifting holes. The bottle having been filled, the shovel (concave side down) is placed on the mouth, and the whole inverted and stood on the feeding-stage; when there, the shovel may be withdrawn, leaving the syrup at the disposal of the Bees. If it be desired to remove the bottle again before it is empty, all we have to do is to slide the shovel under it and invert as

before. If made strong enough, this little instrument will also be found useful as a scraper to clean floor boards, supers, &c.

FEEDING.—Having explained the means by which food may be administered to Bees, I will now say when, and in what quantity, it should be given. At the time a swarm issues, the weather is generally fine ; but it sometimes happens a change takes place, and the swarm having no stores, and not being able to gather any, of necessity suffers. Such a contingency happening, the prudent and merciful Bee-keeper will give food at once, not too fast, say half a pint of syrup per diem ; if a superfluity be given, the swarm will occasionally construct Drone combs to store it in, which is not desirable. Bees, when they swarm, seem filled with an uncontrollable impulse to build combs ; this is a necessity of their future existence, and it is of the utmost importance that the impulse should be fostered and encouraged. The Queen cannot, of course, lay an egg without a cell to put it in, and as she is capable at this time of laying 2000 or 3000 each day, the waste to their owners will be easily seen, should all these embryo Bees be lost. Old stocks in the spring have their stores at the lowest ebb ; the winter's consumption has not been made good ; and unless the prudent insects find food is coming into the hive, no great amount of breeding will take place. Of course the earlier Bees breed, the sooner they will swarm or store in supers ; and in a great measure breeding may be induced at the will of the Bee-master. As soon as the weather will allow in the spring, every stock should be examined, and if found deficient in food, it must be administered. In cold, damp weather, too much syrup is not good ; there is no objection to sufficient being given for daily

consumption, but the Bees must not have enough given to fill their combs, or the damp arising from it will very likely cause dysentery, and if over supplied they will be apt to store it in the centre combs, being the nearest, and these are all just which should be left for the Queen's use. Barley sugar is a very good food for such times, and may be given to the Bees either in a bottle, or put into the hive, not too much at a time, or it may liquify and form a trouble as well as waste. Barley sugar, superior to that bought at confectioners, may be made as follows, viz. :—

Break up three pounds of loaf sugar, place it in a saucepan or preserving pan, and pour half a pint of cold water upon it and half a wine-glass full of vinegar ; these are all the ingredients required. Prepare a fire in a grate, the top bar of which will let down in a similar way to that in an ordinary kitchen grate, taking care, however, that at the commencement of the operation the bar is up in its place, and the grate full to the top with glowing cinders or wood embers, so that a great heat may be obtained without any flame. The saucepan containing the sugar place upon the fire and stir it without ceasing. In a few minutes it will begin to assume the character of dirty broth, which will have anything but a nice appearance, but presently a thick scum will rise, and the mass will try to boil over. As soon as this is observed, the saucepan should be removed from the fire until the ingredients have cooled a little, when it should be set on the grate again in such a way that only a small part of it is over the fire ; the boiling will then go on on the exposed side ; and, as the ebullition takes place, the scum will be forced to the side not over the fire, whence it may easily be removed with a spoon. Thus the saucepan is held in the left hand, the spoon in

the right, and the saucepan being on the left-hand side of the grate, with its right side exposed to the action of the fire, the scum will retreat to the left or cooler side, and will be in the handiest position for removal, as will be evident in a few minutes to any one trying it. After a quarter of an hour of this treatment, the mixture will have become in a great degree clarified, when it should be removed from the fire, while the top bar of the grate is let down so as to permit of its nearer approach to a greater heat. Should there be any irregularity of the fire it should now be corrected, but flame should be prevented, as the mixture having parted with its water will be liable to take fire if brought into contact with flame. It will be well here to remark, that so long as the scum remained on the syrup, there was a tendency in the whole to boil over, since the water evolved in the form of steam, while the boiling was going on accumulating in a body, would lift the scum above the saucepan to enable it to escape; but when the scum was *gone*, the water would be evolved in bubbles of steam, which would *crackle*, but not boil over, unless a very intense heat were applied. The duration of the boiling of the clarified syrup, before it becomes liquid barley sugar, will depend upon the amount of heat, and the consequent evolution of the water, to which it is subjected; but trials may, from time to time, be made by dropping a little on some cold surfaces to see if it becomes brittle, and when that state is arrived at it is done. Pour it into a tin dish, set it in a dry, cool place until it becomes hard, and then by striking the tin on its underside, the whole of the barley sugar will be splintered into fragments, when it may be placed in bottles and corked up for use as required. As Bees require pollen, or its substitute, *meal*, in addition to saccharine food, it is sometimes

supplied to them incorporated with the sugar. In making the barley sugar as much as one-fourth or one-fifth by weight of flour may be added, and carefully stirred in when boiling.

Those who wish for early swarms and strong stocks will do well to feed slowly in March or in April, even although the stock has plenty of stores; one of Mr. Cheshire's feeding stages will be found an admirable aid to effect this properly. The object aimed at should be to afford a *constant steady supply without a break*; if the stage be used, as much as the Bees can suck through two or three holes will be sufficient, this will be perhaps one-third or one-fourth of a pint daily; so long as this supply be kept up, so long will the Queen lay, and the Bees tend the young; *but* if the supply be stopped for a day or two, and nothing comes in of Nature's providing, the Bees will destroy all the young larvæ, and even those almost ready to emerge, should famine appear imminent. In May and June, when bad weather succeeds a few fine weeks, the Bees may often be seen carrying out their nearly mature young in thousands. When feeding is continued during the day as well as night, take care the supply is well protected against robber Bees, or it will lead to fights and slaughter.

Bee-keepers often express astonishment that their Bees, after wintering all right, die in the spring; the cause is easily explainable: the stock had enough honey to last the winter, but not sufficient to supply the large demand of spring, when the young put in their claims on the commonwealth.

When a stock has become very weak and impoverished, the Bees often display such lassitude that they do not accept the proffered food; in this case they may be excited by pouring into and amongst the cluster half

a cupful or more of the syrup made warm: they will then set to work cleaning one another, and gain strength and inclination to make use of the remainder. Bees in straw skeps may also be fed at other times by pouring syrup in a fine stream into the combs; this will run into the cells and be afterwards properly taken care of by the Bees; the quantity given must be regulated by the weather and other circumstances, bearing in mind the caution I have given as to dysentery.

A small swarm, which if left to itself would infallibly die, may be often built up into a moderately strong stock by slow and judicious feeding, such as I have described for spring stimulation. The regularity of a small supply will induce the Bees to build Worker comb, and as fast as built, the Queen will stock it with eggs. If too much food be given it will be a misfortune, the cells being filled with honey where should be brood. Autumn feeding should be on a totally different plan to that I have been writing of—then the one object is to get the Bees to store enough in their hives to last the winter. Towards the end of August every hive should be examined, and such as do not contain at least 20 pounds of honey should be fed until that weight be reached. The weather being warm, the syrup will soon evaporate sufficiently, so the Bees may be supplied as fast as they can take it. A strong stock will have no difficulty in storing away a quart of syrup in 24 hours. If the hive be not fully supplied with combs, this liberality should not be exercised, or too much Drone comb will be made, which is not desirable; better by far first persuade the Bees, by slow feeding, to make the comb, and then give them the wherewith to fill it. It is a common practice to obtain Bees by means of driving, either by gift or purchase, from those who would otherwise destroy

them in the autumn for the sake of their stores. These Bees, by slow feeding, may be induced to fill their hives with combs and stores, but the experiment is troublesome and costly, and those who have other stocks would find it better to join the poor castaways to their more fortunate sisters, which will benefit all parties. Such a beaten out stock of Bees would consume 30 to 40 pounds of honey to bring them into a fit state to winter. Syrup, as a Bee food, may be made as follows, and the present low price of loaf sugar, which should alone be used (about 33s. per cwt.), is a great advantage to the Bee-keeper, as this article is undoubtedly the best for general feeding. If a strong syrup be made of it by boiling with water, the sugar will either recrystallize as the syrup cools, or subsequently, as the water evaporates. If it be used in this form it is liable to solidify, or, as the sugar-baker calls it, grain, after it has been deposited in the cells by the Bees; should this happen, they will be unable to feed upon it. This may be effectually prevented by adding to the syrup while boiling a small quantity of vinegar. The amount of vinegar necessary varies with its strength; but about a tablespoonful of that in general use will be sufficient for 4 pounds of sugar, which will make with two pints, or 40 ounces of water, a syrup of the right consistency, and which should boil for 10 minutes after the vinegar is added: 20 ounces of water measure a pint. Rather more water may be used early in the season, when the Bees are breeding rapidly, because they then need a thinner syrup to prepare food for their young than is required for store for winter consumption. After preparing this food put a little of it upon a piece of window-glass, when it should grow stiffer simply without losing its transparency, as the water dries out of it. If crystals are formed, and it becomes white and opaque, it

must be reboiled with a little more vinegar. Instead of vinegar, cream of tartar may be used, of which a quarter of an ounce must be added to four pounds of sugar. This food will at the present time cost about 2s. 8d. per 14 pounds, or a little over 2d. per pound.

Honey is, of course, the most natural food to give to Bees, but sugar syrup answers equally well, and is far less valuable ; and, unless the source from which the honey comes is known to be pure, there is a danger of introducing with it "Foul-brood." Foreign honey is said to be very often contaminated by this plague. Those using frame hives, where the frames are interchangeable, will often be able so to arrange their combs as to save much trouble in feeding. Some hives have more honey than they require, therefore can part with a comb or two to their poorer neighbour, and thus the stores may be equalized.

POLLEN.

THERE is another food that Bees, when breeding, cannot do without, that is "Pollen" or "Bee Bread," which, with honey, is masticated by the workers, who form with it a kind of chyle, which is supplied as food of the larvæ. There is seldom any absolute necessity for the Bee-keeper to trouble about providing pollen, the Bees generally having stored, or being able to gather, sufficient. But the Americans and Germans have been in the habit of supplying a substitute for this in meal. Dzierzon, early in the spring, observed his Bees bringing home this substance from a neighbouring mill before they could procure a natural supply of pollen ; and so, not losing the lesson, it became a common practice to supply the

Bees early in the spring with this article. Shallow troughs are set in front of the Apiaries, filled about 2 inches deep with finely ground unbolted rye meal; and Langstroth says: "Thousands of Bees, when the weather is favourable, resort eagerly to them, and, rolling themselves in the meal, return heavily laden to their hives. In fine, mild weather, they labour at this work with great industry, preferring the meal to the *old* pollen stored in their combs—thus they breed early, and rapidly recruit their numbers. The feeding is continued until the blossoms furnishing a preferable article, they cease to carry off the meal. The average consumption of each colony is about two pounds."

Taking this lesson from our neighbours, many of our English Bee-keepers have during the last few years supplied the Bees with such artificial pollen. Pea-meal appears to be the favourite, which, placed in trays sheltered from rain and wind, is on fine early spring days eagerly carried off by the Bees, and it appears to answer the purpose of natural pollen. In the collection of pollen and of honey, Bees unconsciously perform a most important office as agents in the fertilization of flowers, by transferring the pollen from the stamens to the pistil. Darwin, in his 'Origin of Species,' says that red clover is wholly fertilized by Humble Bees, and as in Australia there are none of the right kind, there they can never raise red clover seed. In many plants the stamens and pistil are situate in separate blossoms, and even on separate plants, and where they are contained in the same flower self-fertilization is often difficult or impossible, sometimes by the relative position of the stamens and pistil, sometimes by their not coming to maturity at the same time. The Bees in seeking for honey and pollen carry the latter from flower to flower,

by this means ensuring fertilization. It is a remarkable fact, that in most cases Bees confine themselves in each journey "to a single species of plant." Thus the grand law of Nature, forbidding the union of relatives, is carried out by Bees, who by their visits from field to field, and flower to flower, give fertility and vigour to vegetable life. A good deal of pollen is carried home by the Bees, adhering to their hairs and bodies, but the chief means of conveyance is the pollen baskets in their hind legs, where it is packed by means of the middle legs. When fully loaded the lumps of pollen are very conspicuous on the Bees as they alight at the hive, within which they quickly run, and arriving at the proper storage place, they stand over the cell, with the legs so placed that on loosening the loads with the middle legs the lump of pollen shall fall into the cell. This happening, the Bee pushes it with its head safely further in, and then sallies forth for more, leaving to the Nurse Bees the job of ramming down the pollen into a compact mass, which they do with their heads. From the various colours of pollens so stored, the successive layers in the cells have a very curious appearance. When the cell is filled it receives a little honey on the top; and then is capped with wax like the honey-cells. Mr. Cheshire records how he mixed some flour in a large tray with a considerable quantity of fine chaff, placing in the corners the trimmings from a comb of honey, the odour of which experience had taught him would soon draw an appreciative crowd. The tray was placed about 10 A.M. in the midst of forty stocks, and on returning in rather more than three hours, he was delighted to find the tray, with its contents, almost hidden from sight by hundreds of earnest Bees engaged in packing the flour into the hollows in the legs, generally called the pollen *baskets*, and strangely enough the pieces of combs,

although not nearly emptied of their honey, were receiving no attention. The chaff appeared to answer the purpose of supplying the Bees with a resting-place, much more satisfactorily than bran or any other material yet tried, and it is clear that in the mixture the chaff should considerably preponderate. It was observed that where only a small quantity of flour remained the Bees appeared to work most comfortably. Diving in their heads, and getting a dusting on the under side of the thorax, they just rose upon their wings in order to gather up, and duly stow away the supply, when they made a second plunge, adding what was thus secured to the small pellets already noticeable upon their legs. Another dive or two, and the little rascals, fully loaded, flew away right merrily to their hives. Pea-flour was now supplied, and was commenced upon immediately ; but did not, so far as could be traced, attract the Bees more than that first given. The most economical, probably the most useful, plan is, to cover the bottom of the tray with the pollen substitute to the depth of from half an inch to an inch, put sufficient chaff over it to nearly cover it from view, then slightly stir the surface. The chaff will continue to sink as the food is removed, and afford thus during several hours a convenient stage for the little foragers.

Mr. F. Sontag, a German Apiarian, says that he fed one of his colonies with rye-meal placed in a hive in an old comb, continuing the supply till they could obtain fresh pollen abroad. This colony produced four strong swarms that spring, and an adjoining stock not supplied with the meal only one weak swarm.

DRONE AND BEE-TRAPS.

THESE are sometimes of considerable service in an Apiary, either to capture undesirable Drones or to clear a super of Bees. Of the former kind the Drone trap made by R. Aston, Newport, Salop, has been found very useful, and is thus described by its maker.

Figure 57 represents it fixed to a Woodbury hive,

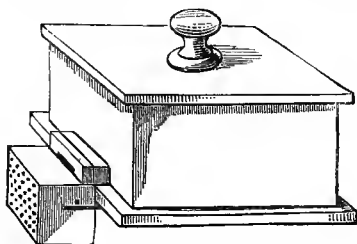


Fig. 57.

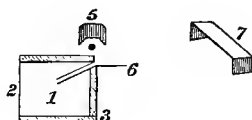


Fig. 58.

but it is only necessary to alter the shape of the zinc bridge to make it fit the front of a straw skep. The trap is left on until filled, or as long as is desirable; it offers no hindrance to the Worker Bees, and should the Queen stray into it, she would have to stay there until released by her owner. 1 is a sectional view of the Drone trap; 2 is a perforated zinc front with apertures $\frac{3}{16}$ ths of an inch in diameter, which permits the exit of the Worker Bees only; 3 is an opening left at back to place before a Bee-trap when fixed to a super, so as to catch its Drones; 4 is a glass tube down which the Drones march freely into the cage, but cannot find their way back again; 5 is a contrivance through which the Workers can pass as ordinarily, but it has a strip of wood along its centre which darkens the way and renders it less attractive than it otherwise would be to the Drones; 7 is the zinc

bridge which may be fitted to hives of a circular shape, yet, when reversed, will be found equally serviceable for plane-fronted hives. The trap is fixed to the hive by the piece of zinc, No. 6, which is screwed to the floor-board, and is held up by a support from the ground or by two light strips of wood which are thrust under the floor-board and catch two nails or pins in its sides.

There are several other Drone-traps in use, but the principle of all is the same, *i. e.* to give the Workers free egress and ingress, but the Drones only the former. Workers can pass through an aperture 3-16ths of an inch in diameter; Drones cannot.

What are generally known as *Bee-traps*, in contradistinction to *Drone-traps*, are intended principally for clearing supers of the Bees when taken off the hive.

We will suppose the Bee-master has been successful, and finds on his hive a well-filled super; now comes the

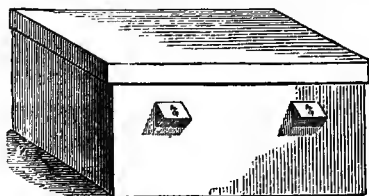


Fig. 59.

operation of removing it, and ridding it of the bees. Many people find this last a formidable job, and sometimes make such a bungle of it that robbers are attracted, to the loss of honey and beauty. My friend Mr. Cheshire suggested a very simple and inexpensive contrivance, which will be found very useful: he styles it the five-pin Bee-trap. On this the Rev. J. L. Zabriskie has made an improvement, which I will now describe. The drawings are from the 'Bee-keepers' Magazine,' of New York.

The first requisite is a box (fig. 59), dark when closed, and large enough to hold the super, or any number of them; holes three-quarters of an inch in diameter are bored in the front of the box, and the traps, as fig. 59, are hung or tacked over these holes. The trap is made of a block of deal seven-eighths of an inch thick by three-quarters wide and $2\frac{1}{2}$ inches long. Half the block is chamfered or sawn off, as in the drawing, which will give a sloping face to the block when in place. A quarter-inch hole is bored through the middle of the block, and two staples of wire, about the thickness of an ordinary pin, are fastened one above the other below this hole. The staples are inclined upward, and are of such a width that a pin being dropped between from above can easily traverse them, and yet they must be narrow enough to prevent the head of the pin from slipping through, and its body from being pushed sideways much beyond the centre of the hole. A third square staple (fig. 60) is placed close above the upper round staple, and its points driven in until its horizontal part lies tightly against the




Fig. 60.

Fig. 61.

face of the block. The head of the pin rests on this square staple, and the metal surface relieves the slight friction which sometimes might prevent the point of the pin from dropping into its proper place.

When the apparatus is in use the super is placed within the box (of course in such a position that the Bees

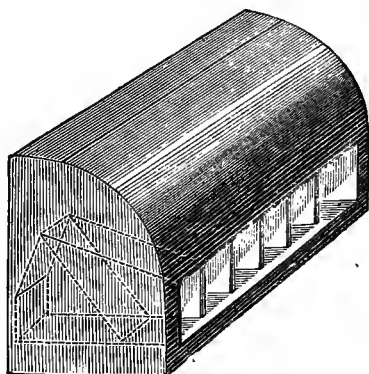


Fig. 62.

can leave it), and the lid closed down. The imprisoned Bees will soon be attracted to the only light—that which comes through the traps ; here they will easily pass out, one at a time, by pushing the pin outwards, which each time drops, and effectually prevents the entrance of robbers.

Traps are also made on the same principle, having thin plates of talc or horn hung on a wire, and made to fall like the perpendicular pin described above, such as Aston's Bee Trap. (Fig. 62.) In lieu of placing the supers in a box, the super chamber of the hive might be fitted with a Bee Trap (closed by a shutter when not in use), then it would only be necessary to shut off the communication with the hive below, and leave the Bees to make their exit at their leisure.

QUIETING BEES.

“ With sprinkled water first the city choke,
And then pursue the citizens with smoke.”—VIRGIL.

WHEN performing any operations on Bees, either depriving them of their stores, making artificial swarms, or transferring from one hive to another, as well as the thousand and one things that an experimentalist finds himself called upon to do, it becomes very desirable to subdue the Bees' anger, or so to manage that they shall never become irate; and many schemes have been proposed for this purpose, but they have nearly all resolved themselves into one grand solatium “Smoke.” Chloroform and burning fungus used to be the means practised, but it was found that although they recovered from the insensibility produced, the health of the Bees suffered—so now “Smoke” has taken their place.

To those persons who are smokers nothing is easier than to light up a long clay pipe, give a good deep draw, and while the smoke pours out freely, apply the small end of the pipe to the hive's entrance; but with ladies, and with those to whom the pipe is an abomination (as it is with me), some other means must be adopted.

The instrument for which Mr. Cheshire obtained a prize at the Crystal Palace, for its simplicity and utility (Fig. 63), is formed of a simple briar-root tobacco-pipe, costing about 6*d.*, which is partly filled with tobacco or rags. A lighted fusee is dropped into the bowl, over which a piece of India-rubber tube, one end of which is plugged up, is placed as shown in the engraving; then, by alternately pressing and releasing the tube in the hand smoke will be driven out of the small end of the pipe,

and may be directed where desired. Another instrument was invented by the Hon. and Rev. H. Bligh,




Fig. 63.

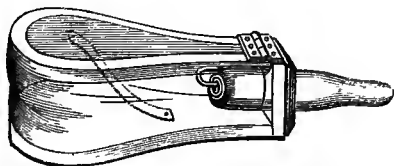


Fig. 64.

either as a simple "Quieter," or fumigator to insensibility; for the first purpose, the nozzle is removed and the tobacco placed within it, then being replaced, the working of the bellows will eject the smoke where directed. For the latter purpose (seldom, in my opinion, desirable) the tube is first fixed into a wooden delivery pipe; the puff-ball torn in small pieces is then crowded into the tube. A lighted vesuvian thrust into it, the wooden mouth-piece inserted, and the instrument is ready for use. The simplest smoker of all is a roll of cotton rags, an inch or more in diameter, and rolled just tightly enough to burn and not to blaze. At times a little tobacco is sprinkled between the rags, and rolled up with them; the great fault in these smokers is their constant inclination to go out, so that oftentimes when most required no smoke comes. In America they use instruments so contrived that they will keep alight a long time. There are three of note, known as the "Quinby," "Bingham," and "Novice's" Smokers; they are all good,

and answer the purpose well. From 'Gleanings in Bee Culture,' I extract a description of how to make one of the last-mentioned, which, without saying it is *the best*, will, I am sure, be found a very useful instrument.

A soft smooth piece of sheep-skin, $2\frac{1}{2}$ inches wide and 22 inches long. Also two narrow strips, $\frac{1}{4}$ inch wide, and the same length as the above. Two boards 5×6 inches, and about 5-16ths thick, are all that is necessary to make the bellows.

A strip of wood $\frac{1}{2}$ inch wide, and the same thickness as the boards, is securely bradded to one end of each board, as shown in Fig. 1. These strips are somewhat thinner at one edge, as shown.

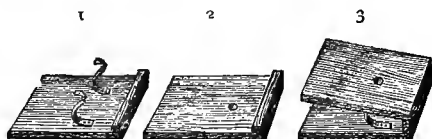


Fig. 65.

Figure 2 shows the upper board, with a single $\frac{1}{2}$ inch hole bored near one end. Fig. 3 shows the two in place, just ready to tack the leather on. The springs shown at Fig. 1 are made of bits of clock spring, to be had of any jeweller for a trifle. Bend the springs to the shape shown in the cut, and rivet the end to the wood by two secure rivets. Steel springs sometimes break, it is true, and you can use similar ones made of brass, if you choose; these never break, but they almost always lose their elasticity sooner or later. Those called alarm springs are soft, which makes it easier to work the bellows. Some prefer a stiff spring. Bend the springs so that the boards will come up promptly, as far as the leather will allow. To make a neat job, the leather should be

put on with tinned tacks, about 7-16 in length. Put the boards as closely together at the end where the hinge is




Fig. 66.

as the two strips will allow them to come, and tack one end of the long piece of leather. The boards should be separated at the other ends as far as the width of the leather will allow. Draw the latter close up to the wood, and tack at intervals. Now tack the $\frac{1}{4}$ -inch strip on for a binding. When the tacks are all in (they should be a little more than $\frac{1}{2}$ inch apart), pare off the surplus leather with a very sharp knife. Finish off everything neatly with sandpaper, and the bellows is done, which thus made should not cost more than one shilling, and be as good as anything in the market, for this price.

As air flows more rapidly through an orifice that is made smooth with the corners rounded off, the hole in the upper board should be rounded off on the inside

corners, or, what is better, a short tin tube, with a slight taper and the inside end made flaring, might be inserted; this may project through the board, $\frac{1}{4}$ or $\frac{3}{8}$ of an inch, when you will find it blow right well, and will probably look something like this:




Fig. 67.

The bellows thus made is merely to supply the air to the smoker proper fixed to its upper surface on the nearly spherical form, as shown overleaf.

It is easy to build a fire in, and little liable to go out. The obtuse nozzle is also easy to clean, and if the fuel be cut small, it may be fed without taking off the cap at all, which is desirable when the case is hot. The tin cup, shown below, is 4 inches in diameter, and $2\frac{1}{2}$ high, and the nozzle is made to shut closely over it. I prefer about a $\frac{1}{8}$ -inch hole for the exit of smoke. It remains now to show how to attach the whole to the bellows and damper.

Fig. 4 represents the bottom of the smoker cup. The large hole in the centre is to allow the blast of air to

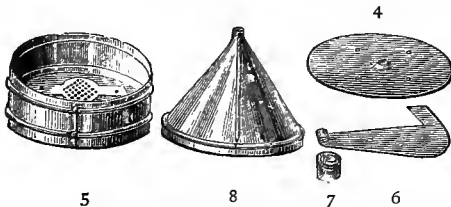


Fig. 68.

come up through, and the smaller ones are for four common screws that attach it to the bellows. To prevent the fire from falling through the large hole, a piece of tin is cut as seen within Fig. 5, and punched full

of holes, so as to leave a deep bur on the upper side. This allows the blast to pass through, but no fire ever gets down into the bellows. The holes in the extremities just match those in Fig. 4, so that the same screws hold it securely in place. Now the fire receptacle cannot be screwed directly on to the wood, because the latter would burn; but it has been found by experiment that $\frac{1}{4}$ inch space, between the bottom and the wood, is all that is needed, if the wood is first covered with a sheet of tin. Accordingly, cut another plain piece of tin, exactly like Fig. 4, holes and all; between the two, put short tin tubes, made by rolling up short strips $\frac{1}{4}$ inch wide. These short tubes, shown at Fig. 7, are made so that a screw will just go through them. One thing more, and all is complete. The smoker burns so fiercely, that a damper is required for it. This damper is made of a piece of tin, cut in the shape shown at Fig. 6. When the smoker is put together, the hole in the damper is put just over one of the short tin tubes, and is thus held by one of these same screws. When it closes the central hole in Fig. 4, the end 6 is against one of the other tubes.

It has been suggested that the screws would get hot, and burn the wood, but actual practice shows that the small amount of heat that comes directly on their heads only, never heats them at all. The constant stream of cold air that is coming out and going in, between the wood of the bellows and the tin cup, is probably one reason why it never heats downward so as to affect the bellows. The hole in the centre, Fig. 4, should be sunk by a suitable punch, so as to more perfectly collect the entire blast from the bellows.

The fuel for consumption in this smoker may be rotten wood, rags, corduroy, brown paper, or almost anything that will give off plenty of smoke; perhaps rotten

wood is the most economical and preferable fuel. When commencing operations on a stock of Bees, a puff of smoke will be found a wonderful quieter—it should be sent into the hive's entrance or under the crown-board, and the Bees then left alone for a few minutes—the effect is extreme alarm, and in all such cases the Bees rush to their honey-stores, and fill their honey-bags against contingencies. Once filled they are harmless, although of course *all* the Bees do not get into that state. Ofttimes when operating on Bees it will be found advantageous to sprinkle them more or less with syrup; if the weather be cold it should be warmed; this should be poured from a fine rose watering-can; the Bees then become so busy cleaning themselves and their companions that they have no time to think of stinging.

Queen Bees are imported from Italy in little deal boxes about 5 inches square, a Queen accompanied by about a hundred Workers; and on lifting the cover a remarkable proof is afforded of how much our irritable little friends may be subdued. Open the box, there they are, a fluttering, buzzing little swarm, each Bee armed with a sting and two pairs of wings, but showing not the slightest inclination to use either, as harmless as so many flies. Hold the box in hand, they buzz and seem to boil over the edges, running about the hands; and having apparently ascertained all about it, back they go to attend their liege sovereign without any attempt to investigate further, or revenge the indignities they have lately suffered. This state of subjection is the whole secret of driving; it may be summed up in one word, "terror." Only thoroughly alarm the Bees and they become tractable and harmless.

The apathy with which Bees submit to all manner of interference at Bee Shows is mainly attributable to the

scare they have received in their journey there—indeed the most vicious stock if tied up and driven in a cart about the country for an hour would be found thoroughly subdued.

When manipulating much with the Bees, the Apiarian soon discovers certain stocks that are much more peaceful than others; these may be noted as show stocks to one's friends, who will often become quite bold after seeing the way in which the Bees are handled. Half-breeds, the cross between Ligurians and English Bees, have the reputation of being very irritable, and I think it is well founded. When Bees mean mischief, they emit a certain note which I call their angry buzz; this is soon learned by their owner, who can often avoid being stung by regarding the warning.

FOREIGN BEES, AND THE METHODS OF LIGURIANIZING AN APIARY.

“The better brood, unlike the bastard crew,
Are marked with royal streaks of shining hue.”—VIRGIL.

BOTH Aristotle and Virgil wrote of a Bee which answers to the Ligurian, or, as it is sometimes styled, “Italian” or “Alp” Bee, and even in their days it was called the better variety. The name “Ligurian” appears to have been given by Spinola, who described it in 1805. This Bee has since been introduced into most Bee-keeping countries. The species is indigenous to the south of Europe, and has been cultivated in Italy in the same way as the common Honey Bee has been in the northern parts of Europe from time immemorial. It is the *Apis Ligustica* of the naturalist; and though so well known to

exist and to have all the honey-producing properties of our own Honey Bee, with some other advantages besides, it seems remarkable that it should have remained so long uncultivated by the Apiarians of this country. First brought over the Alps in 1843 by M. de Balderstein, the merit of introducing it to this country is due to Mr. A. Neighbour, who, having made the necessary preliminary inquiries, placed himself in communication with Mons. H. C. Hermann, of Tamin-by-Chur, in the Canton of Grison, Switzerland; and on the 19th of July, 1859, the Ligurian Bee was introduced to England.

The Italian Yellow Bee differs from the common Black Bee, in having three light chrome yellow-coloured abdominal bands, each 1-16th of an inch wide. The Queen is lighter in colour, but otherwise not different in appearance to Black Queens.

The Ligurian Queens are more prolific, their progeny swarm earlier and more frequently, and also work much harder, being abroad both earlier and later. It has been often said that they work on flowers inaccessible to the common Bee, as their tongues are longer; but, from careful microscopical measurement of a large number, I can contradict this; the size of both Bees and tongues vary, like in the common Bees, but after measuring and averaging many, I found the length practically the same.

Ligurian Bees are now largely cultivated in Britain, and are generally preferred to the common Black Bee; and many Bee-keepers, taking advantage of the fact that the Ligurians and Blacks are both one species (although which is the variety and which the species is unknown to us), and having well proved the theory of Parthenogenesis, have successfully replaced their Black Queens with Ligurians, and so eventually succeeded in Ligurianizing their whole Apiary. This may be accomplished in various

ways; the best and simplest is to depose the whole of the reigning sovereigns, and elevate to their vacant thrones fertile Ligurians, which are now imported in considerable numbers at irregular intervals, and are generally bespoken on their arrival; for in the little boxes they arrive in they will not thrive long, and the casualties of the journey are sometimes serious. Supposing these have to be purchased, the expense will depend on the month in which the operation is to be performed. If the Bee-keeper determines to commence his season with the new Queens, they will cost in May or June from 12s. to 15s. each, but if he be content to wait till September, about half the money will suffice.

This is a considerable reduction from their value when first introduced, which was something like two guineas. At the price now obtainable, they will amply repay their speculative purchaser, for there is no question the Ligurian variety is a far better worker and breeder than our old friends. They may be seen sallying forth to work long before the true Britons, and still labour after their neighbours have sought their well-earned rest. The Queens are more prolific, probably because of the above; for whilst food comes into the hive, breeding will go on, and if supplies are stopped, so is egg-laying. The introduction of a Ligurian stock is a general source of benefit to the other Bees of the neighbourhood, for the natural law of "fresh blood" giving vigour holds good with Bees as with larger animals, and very quickly it will be found the progeny of many young Queens will show signs of love-making by the strangers.

The Egyptian Bee has several times been imported into England, but has been found very irritable, with no good qualities to counterbalance this very serious fault. The Carniolian or Hungarian Bee is occasionally im-

ported, and it has the reputation of being very gentle. A stock of this kind I had maintained their good character, but I lost them by disease before a summer's trial was complete. This variety appears to have too great an inclination to swarm to make strong stocks for honey-gathering. On the Continent of Europe great attention has been paid to the introduction of a Bee from Cyprus, said to surpass all others known for good qualities, but very few have been imported into England, and I have no reliable confirmation of their attributed virtues.

The operation of exchanging Queens may be performed in various ways, dependent in great measure on the form of hive in use; with frame hives, ten or twelve minutes should afford ample time for the work, and the danger to the new sovereign is almost nil. With skeps or closed boxes more time is occupied, it being imperative that the Black Queen should be first captured; and, to effect this, it is generally necessary to drive out the Bees until the Queen is discovered and safely removed. Sometimes she will elude the most educated and vigilant eye, in spite of patience and assiduity; and it is unsafe to introduce the new sovereign without being quite certain the old one is not in the hive. The mere fact of not finding her is not sufficient, and in the event of a battle royal it must not be forgotten the foreigner is tired, cowed, and enfeebled by her long journey and confinement, whilst her antagonist is in her accustomed vigour. Supposing the old Queen is surely removed, it would never do to introduce the new one to the tender mercies of the Workers without proper precautions being observed, for Bees are not noted for hospitality to strangers, so she must be inclosed in a wire cage placed in the hive, and kept so imprisoned for at least twenty-

four hours, when the excitement of the Bees at the loss of their old Queen will have passed away, and the new one will generally be gladly accepted. It is advisable to sprinkle the Bees and Queen liberally with scented syrup both on the introduction and release. When the above time has elapsed, open the cage gently and let her majesty walk out. Watch carefully the Workers. If they take no notice of her or merely walk over, licking and feeding her, all is well and she may be safely left; but if she be seized by the legs and wings, and the Bees assemble tumultuously about her, beware! In a few minutes the Bees gather into a ball with the Queen in the midst, when regicide is meant. Take up the knot of Bees and drop them into a cup of water, which will effectually separate the cluster and hurt none; or pull off the Bees until the Queen is released, and immediately cage her again for another day's imprisonment, when the same process must be repeated with probably a better result. If a cluster is again formed, try the effect of worrying them about with some tobacco-smoke for a few minutes, when most likely they will give up in disgust.

We must bear in mind that the great secret for the successful introduction of an alien Queen is to familiarize the Workers with her before giving them a chance of killing her, for though it is true Bees, in the excitement of driving or swarming, may take a Queen then given and not discover an exchange has been made, and even when they have found themselves to be Queenless and all in consternation gladly accept a new sovereign, the experiment is too dangerous to risk without precaution. It will be at once perceived how, by the proper management of nucleus hives, enough Queens may be bred from one Ligurian to supply any number of hives, the only difficulty being to obtain pure impregnation; and this

where the Drones, either from one's own or neighbours' hives, are English Bees, becomes difficult, and the chances are very much against it. Two or three plans may be adopted to secure this desirable result. Supposing one Ligurian stock is successfully established, Queens in nuclei should be raised; and if the raising of Drones can be prevented in the other hives by cutting out all Drone comb, or the Drones captured as they leave the hive, then supposing the Ligurian stock has plenty of Drones, there is a chance of the Queen's mating with one of those; but it is a poor chance should black Drones abound from neighbours' hives; however, crossed or not, a young Queen should be placed at the head of each stock; and next year (it having been abundantly proved that Drones are hatched from unimpregnated eggs) *all the Drones in the Apiary will be pure Ligurians*. More Queens should then be reared, and (the chance of proper impregnation being now much increased) one should take the place of every Queen who is discovered to have been breeding mongrels. But even a mongrel stock is an improvement on the pure Blacks. Although the first cross Italian is more irascible than the Blacks or pure Italian, it is generally allowed by persons of experience that as Workers they are superior to either pure breed. Bees may be known to be mongrel if they are not all alike. Stocks of pure Ligurians vary in the brilliancy of their yellow bands, but all in the hive will be found to be alike, whilst the Bees of a crossed Queen will be found to vary, some with bright bands, others scarcely to be distinguished from Blacks. Plans have been practised either to breed Drones and young Queens earlier or later in the year than those naturally raised, and success is often attendant. In the first case, a hive should be selected towards the middle

or end of March—the two central combs removed and *Drone* comb substituted. The Queen will fill the cells, and Drones be hatched in due course, by which time young Queens should be ready. If this be properly managed these Ligurians will be the only Drones about, and on the Queens issuing they may probably be mated successfully; but the danger is the Drones and the Queens not issuing or meeting together; and if the Queen be not impregnated within three or four weeks of her birth she becomes a Drone-breeder. Of course if Queens and Drones be bred from selected Queens, in the autumn, after the natural bred Drones are killed, the same result may be obtained. Drones at this time are best obtained by depriving a hive, when full of Drones, of their Queen, when the former will be suffered to live; or putting at the head of a stock furnished with Drone comb an unimpregnated Queen who, of course, will breed Drones only. Mr. Cheshire suggests the following plan to increase the chances of pure impregnation: “The nucleus hive being complete, and its selected Queen cell inserted, place it as near as possible to the stock containing the Drones which is desired to mate with the maturing Queen. The Apiarian’s wishes in the matter will determine his selection. If the Ligurian be mainly prized for its beautiful markings, the choice will probably fall differently from what it may be if high fertility be chiefly sought. If the hive admit of it, and one nucleus only is available, it may be placed upon the Drone containing stock, making the openings of the two hives face opposite ways; the Queen being duly hatched and the time for her flight having arrived, he transfers the nucleus late in the evening to a dark room or cupboard, having previously closed the flight-hole with perforated zinc; the next afternoon being so far advanced that

Drones are, for the most part, quietly resting from their midday wanderings, the Drone-containing hive is opened and thoroughly warmed, diluted honey is sprinkled over Bees and frames, the cover is replaced, and a food bottle containing the before-mentioned Bee delicacy placed upon it. The nucleus is now brought from its hiding-place and positioned as before, care being taken that the sun shines as fully as possible into the flight-hole. Let the nucleus now receive, by lifting carefully the cover, a gentle libation of warm Bee nectar, and shortly, in all probability, the Queen will issue to be joined by one of the Drones, which in large numbers will now be careering in merry mood around the excited stock. Should she fail to come forth, the operation must be repeated on the succeeding day."

A process described in the American Bee Journal advises keeping the young Queen with a few Drones from flying until so late in the afternoon, that all other Drones have ceased flying. The hive or nucleus is then opened, and a teacup full of warm honey or syrup poured a little at a time directly on the cluster. This sets the Bees all in excitement. Very soon the Queen, Drones and all, issue for a flight. If at a proper age (about a week old), the Queen will probably return impregnated within half an hour. The hive and bees may be placed in a cellar, when the Queen is three days old, and kept there three or four days to prevent chance impregnation.

QUEEN-BREEDING AND NUCLEUS HIVES.

THE practical Bee-keeper will soon see the many advantages acquired by having on hand fertile Queens. Quinby says: "The introduction of a mature fertile Queen to a colony two weeks sooner than when they swarm naturally is an advantage sufficient to pay for extra trouble. The time gained in breeding is equivalent to a swarm." According to Monticelli, the Greeks and Turks of the Ionian Islands knew how to make artificial swarms, and the art of producing Queens at will has been practised by the inhabitants of a little Sicilian Island called Favignana, from very remote antiquity, and he even brings arguments to prove that it was no secret to the Greeks and Romans; but it is not noticed by Aristotle and Pliny. After a stock has swarmed, which takes place usually in the height of the busy time, much time is lost by the parent stock raising a new Queen, and when raised she has to get fertilized, which may not happen for two weeks or more; all this time breeding is suspended, and as mortality is very great in the summer the former strong stock probably dwindles; and if the young Queen on her excursion meets with any mishap, the stock will die, as it then has no eggs or young brood with which to rear another Queen. If the Bee-master be able to supply it with a fertile Queen, immediately on the issue of the swarm, no time is lost—breeding is kept up, and in a few days, if desired, the hive may be induced to swarm again, or the Bees may be set to work to fill a super, provided honey be abundant. By never leaving a hive without a fertile Queen, I may safely say its increase is doubled.

On the Continent of Europe, and in America, there are many establishments devoted to breeding Queens alone, and small swarms for exportation, a large business being done. By these means the Ligurian or Italian Bee has become naturalized in both Continents as well as in Australia, and my object now is to describe how the practical Apiarian can rear any number of Queens he pleases. For this purpose small hives, called *Nucleus Hives*, are used; they may be of any desired size, but it is necessary to work from frame hives of some description. The "Cheshire" Prize Nucleus Hive, which is intended for use with Woodbury hives, is a very excellent pattern; it is $3\frac{3}{4}$ inches wide inside, 9 inches deep, and $7\frac{1}{8}$ inches from front to rear. It has double sides—inner $\frac{1}{8}$ -inch wood, outer $\frac{3}{4}$ -inch, with strips between, so as to inclose an air-space all round; the back and front have a $\frac{3}{8}$ -inch rabbet at the top, similar to a Woodbury hive, for the frames to rest upon. The object of having an air-space all round is, that the necessary heat may be retained, which is very important; and to assist in this it is desirable to varnish or paint the hives white. Mr. Cheshire employs the following ingenious contrivance to facilitate stocking his nuclei. Instead of following the ordinary pattern of Woodbury frames, a little deviation is made, forming what is called "Twin Nucleus Frames." I take the following description and drawings from the columns of 'The Country':—



Fig. 69.

"A strip of wood, Fig. 69, $\frac{3}{8}$ ths of an inch thick, and $\frac{7}{8}$ ths of an inch wide, is cut $16\frac{1}{4}$ inches long, and

pencil lines, *b* and *h*, are drawn across it at $\frac{5}{8}$ ths of an inch from the extremities; the line *e* occupies the centre, exactly $8\frac{1}{8}$ inches from each end, and *c*, *d*, *e*, *f* and *g* are placed at $\frac{5}{8}$ ths of an inch from each other; *k*, *l*, *m*, and *n* are now added with a gauge-marker, if one is at hand, and *e* being cut through with a fine saw, the parts shaded are removed; the tongue left thus on one half fits into the hollow made in the other, so that the two being shut together, the length of the bar is reduced to 15 inches, and fits the ordinary Woodbury. To the respective halves with brads or small French nails the uprights of the frames, each 8 inches in length,

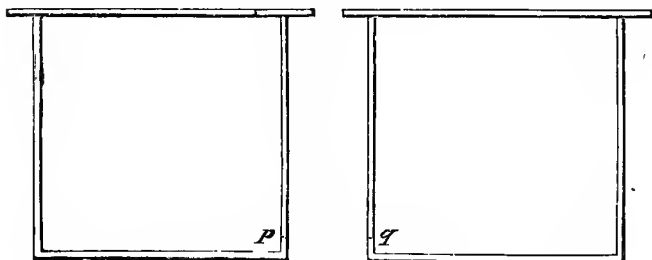


Fig. 70.

are fixed, having their outer faces upon the lines *b*, *d*, *f*, and *h*; the bottom bars complete the whole, which takes the form of Fig. 70. If the parts be screwed up in a wood-vice whilst driving the nails, splitting will be effectually prevented. The frames being shut together, holes pierced in *p* and *q*, and a bell-hanger's clip inserted in them, the whole is complete and fit to place in the hive between other frames of comb, or to receive the combs cut from a common frame. The nucleus hives in which the Queens are hatched may be made to take one or two dividing frames. One is preferable for the following

reasons: Firstly. A smaller number of Bees will be required to keep up the needed temperature for maturing the Queen at the least 70 degrees in the smaller than the larger hives. They will all be collected on the two combs, and by placing the Queen cell somewhat between, they will be compelled *nolens volens* to nurse it. Secondly. Only half the number of dividing frames will be required in the Apiary that the larger hive would demand. Thirdly. Less combs will be employed; and this, with Bee-keepers who have not many stocks, or who have been fortunate enough to lose none during the winter, is a matter of considerable consequence. Fourthly. Nuclei always dwindle, and only half as many young Bees will be required to strengthen the smaller nucleus hive as the larger would need."

These twin frames, when shut together, form one Woodbury frame, and if, when intending Queen-breeding, two or three of these complete twin frames are inserted into the middle of the hive from which it is desired to breed Queens, the reigning monarch will speedily stock them with eggs; and if she be then removed, her subjects will, after a few hours' delay, convert from four to twelve (or more) of the young larvæ into Queens. Should only a small number of young Queens be desired, and the Queen-cells are sufficiently distributed amongst the twin frames, when they are sealed the frame may be divided, and every such divided frame containing the desired cell removed to a nucleus hive with the cell facing inwards, and another frame of brood placed alongside it. It may happen that some of the small frames have on their combs several Queen-cells; if left there, all but one will be sacrificed, but they may be utilized by cutting them out, and inserting them in other frames not fortunate enough to have Queen-cells of their

own. If the parent hive has not been furnished with twin nucleus frames, the combs alone may be divided and fitted into the small frames in the manner which will be found described under the head of "Transferring." It will then be seen that each full-sized Woodbury comb will completely furnish a nucleus hive, wanting only the Bees. It is, undoubtedly, an advantage that each comb in the nucleus should contain plenty of brood, because, as they hatch out, fewer Bees will be required to carry on the work of the miniature colony; and if it be found that the Bees dwindle too fast, and the brood has hatched out, change one of the empty combs for a fuller one, or place any quantity of young Bees, who have not flown, on the floor-board in front of the nucleus, they will run in and fraternize at once.

Young Bees may be always told by their lighter colour, having a greyish look about them. When breeding Queens, it is not safe to leave a number of sealed cells together more than nine days after the first cell was formed, as, should an older larva than usual have been selected by the Bees for a Queen, it may hatch sooner than expected, when the remaining immature Queens will be sacrificed. When the young Queen hatches, let her remain with the nucleus until she becomes fertile, when she may be made use of either to replace another Queen or to build up a new stock. The nucleus should be stocked with young Bees, if possible, as they are not likely to go back again to the hive of their birth, and will live longer. A goodly number should be given in order that the two combs may be well covered; to accomplish the stocking, search for combs having plenty of young Bees on them, then shake them in front of the nucleus hive, taking care to spread a paper or cloth from the entrance to the ground in such a manner as to

prevent the Bees taking shelter *underneath* the hive; this may be accomplished by slightly raising the hive from its floor-board, and putting the edge of the cloth beneath it. The Bees will then run in, and probably remain; but if next day it be found many have deserted, repeat the process until a sufficient population is procured.

The Bee-keeper who keeps himself familiar with the internal economy of his hives will often find numbers of Queen-cells in swarming time; the first Queen who hatches generally destroys the rest, but if Queens are wanted, the cells as sealed over may be transferred to nuclei, or to other hives, where a Queen is required. Care should be taken not to bruise the cell, as the contained pupa is very delicate, and it must not be allowed to become chilled; so the more quickly all operations can be completed the better. The cell should be cut out with a triangular piece of comb attached, and inserted, mouth downwards, in a similar aperture in the selected comb. Before removing Queen cells, it is as well to wait until they are nearly mature, which may be known by the cell having the wax removed from it by the Bees, so as to give it a brown appearance.

When Queen-cells are sealed over, and the young Queens due within a day or two, they may be readily artificially hatched anywhere in a temperature of 90° to 100°. In America a hot water chamber is used by Queen-breeders for this purpose, and I have even hatched them in my trousers'-pocket, but unless the atmosphere be moist as well as warm, the Queens are apt to have crippled wings, when they are useless. A curious thing about these artificially hatched Queens is, that provided they have not been with other Bees, they may be safely introduced to any colony wanting a

Queen, who seem to pay them no attention whatever. If, however, they have been with other Bees it is almost impossible by any known means to get them accepted by strangers, so long as they remain infertile.

'King's Bee-Keepers' Text Book' describes the following method of procedure pursued in America to form nuclei:—

“Form a nucleus from an Italian or other populous stock, by blowing a few whiffs of smoke into the entrance, and, opening the hive, select a frame of comb containing capped brood, but especially plenty of eggs and young larvæ. After looking this over carefully, lest the old Queen be removed, place it, with its adhering Bees, in the empty hive, and next to it another comb containing honey, which will afford protection to the brood and food for the Bees, as many of the old Bees will return to the parent stock; give the nucleus hive at least a quart of Bees, and set it on a new stand, two or three rods distant. Contract the entrance so that but one or two Bees can pass at the same time, a feeder or sponge filled with sweetened water, set on the frames, will supply their wants until the young Bees go to work in their new location. In place of the combs removed from the parent stock, set in empty frames with a full one between. If the frames are put near the centre the old will increase all the faster, as the Queen will fill the new comb with eggs as fast as it is built. The removal of the two frames stimulates the Bees to great activity by giving them room to work, and detaches just Bees enough to prevent their clustering idly about the entrance. The nucleus will construct Queen-cells, and rear a Queen as well as whole swarms. Besides, the Queen is easily found among so few Bees. We now wait until the tenth or eleventh day from the

time the nucleus was formed, when we open it, and with a sharp thin-bladed pocket-knife, cut out all the Queen cells *but one*, and use them immediately in forming other nuclei, by attaching one of them to a frame of comb and Bees taken from an old stock as before described, and placed in an empty hive. The beginner should remove but one at a time, returning the frame from which it was taken to its place in the hive, until the royal cell is adjusted in its new location. When practicable, leave about an inch square of comb attached to the cell, and upon taking the comb or brood from the old stock make an opening among the eggs and larvæ, where the Bees will be sure to cluster upon it, and keep it warm. If the first nucleus was formed from the only Italian stock in the yard, and more Queen-cells are wanted, remove every Queen-cell from it, and add another comb of eggs, and brood from its parent stock. But when no more Queen-cells are needed, leave one to hatch, and as by this time the brood will all be capped over, the Bees will be liable to follow the young Queen on her excursion to meet the Drones. To prevent this, exchange one of the combs for one containing eggs and young larvæ, when forming the other nuclei. Young Queens will return, unless lost, destroyed by birds or other casualties, to which all Queens are once exposed. Such loss is easily ascertained among so few Bees, and we have only to insert another Queen-cell, adding a comb containing eggs and brood, and repeat the trial."

DRIVING

IS the art of compelling Bees to leave one hive for another, either to facilitate the making of artificial swarms, to enable us to deprive the Bees of their stores, to strengthen the population of stocks by adding two or more together, to capture the Queen for the purpose of introducing a Ligurian, or making other exchange. Driving is principally done upon stocks in skeps; with frame hives it is not usually required. The *modus operandi* is very simple, and, properly managed, should seldom fail. Some writers have gone so far as to assert it is simply absurd to imagine that a stock of Bees will leave their well-furnished hive for an empty one at the bidding of the Bee-master. I can only say *they will*, and the stronger and more active the stock, the sooner they will go. On a cold day, with very weak or Queenless colonies, I have sometimes found the Bees unpersuadable, or only going after a long exercise of patience; but at other times from ten minutes to half an hour is generally sufficient.

At the Bee Show of the British Bee-keepers' Association, 1878, prizes were offered to the competitors who should in the quickest, neatest, and most effectual manner, drive out the Bees from a full straw hive, and capture and exhibit the Queen. The first prizeman accomplished his task in $5\frac{3}{4}$ minutes, capturing the Queen in her exit; another competitor did his work in $5\frac{1}{2}$ minutes, but missed the Queen as she travelled. It has often struck me as surprising how any one can fail to drive the Bees under favourable circumstances; that beginners do often fail is incontestable, but having once passed the *pons asinorum*,

the successful Bee-keeper feels astonished how he could have failed in such an easy operation. When once the work is begun never give in until completed satisfactorily. It becomes only a question of time, *the Bees must go*. Supposing now it is desired to expel the whole of the Bees from their hive, and it is the operator's first attempt to drive, I would suggest the following method of procedure, which, if followed, will result successfully:—In the middle of a fine day, when a good many Bees are abroad, commence by blowing two or three puffs of smoke into the hive you desire to drive, then give it a smart open-handed smack on each side, and leave it; the smoke and the smacks immediately put the Bees into intense excitement, and after, perhaps, an alarmed sally to the entrance to take stock of the enemy, every Bee proceeds to fill herself with honey to be prepared against contingencies. Whilst this is going on, get ready a pail or stand on which to set the hive—a pail is best if the hive is round-topped, as it will be held more secure; also two empty skeys, two sticks about 1 inch in diameter, and two iron skewers, and if the operator be timid a round towel as well as 2 or 3 yards of stout string; five minutes will have by this time elapsed. Now the hive must be boldly lifted off its floor-board and placed mouth upwards in the pail or on the stand, and another skep of the same size placed (mouth to mouth) on the top of it. On the stand where it came from, place an empty skep to amuse the Bees who come home whilst we are operating. The round towel may now be wound round the juncture of the two hives and secured with the string; this, after the experience of a few drivings, will be dispensed with. Now, with the two sticks, or with the open hands, smartly strike the sides of the full hive, keeping up a continual drumming;

the Bees become terror-stricken, and, after a time, start in a stream for the upper hive, giving out a rushing sound which may be plainly heard if listened for. The emigrants are now harmless, and will neither fly away nor sting, consequently the towel may be removed, and the top hive tilted up to an angle of 45 degrees, being kept in position there by the two skewers, with which pin the hives together right and left of their point of junction, which must be at the place where the swarm of Bees is thickest.

Notwithstanding the skewers, the top hive is often found to slip and re-precipitate the Bees on to the combs, and to obviate this, and free one hand, I have designed some little appliances, as Figs. 71 and 72,

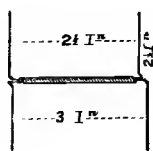


Fig. 71.

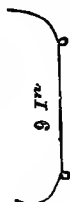


Fig. 72.

which are made of wire about one-eighth of an inch in diameter, all ends sharp-pointed. The two larger portions of Fig. 71 are united by a coiled wire of half their thickness, the whole forming a complete hinge, the lower pair of points to be driven

into the edge of the full skep their full length: the other pair into that of the empty hive, which may then be inclined at any desired angle, and supported in front by the other wire or a pair of them, Figure 72, whose points may be fixed in the straw where needed. After again separating the two hives, if the hinge be left on the one containing the Bees for a time, it will be found useful as a prop to tilt up the hive on the floor-board while the straggling Bees are coming home to their new quarters.

The progress of the exodus being watched, and a sharp look-out kept, the passage of the Queen will pro-

bably be seen (unless she has already gone up), when she may be captured, if desired, or allowed to proceed with her subjects; when the stream of Bees begins to slacken look down amongst the combs and, probably, various clusters of Bees will be observed; start them with a puff of smoke or stir them with a feather, when they will most likely run to join the main body. Experience will soon give such confidence that it will not be thought necessary to tie the two hives together with the cloth, but proceed at once with the open driving, especially if the object be to capture the Queen only, for she is just as likely to go up with the first rush as to stay till the last. Having succeeded in the driving without seeing the Queen, great care must be taken that she be not left behind in the hive, which should be carefully searched. The Bees that have gathered in the temporary hive on the floor-board may now be shaken into the other; or if it be intended to place the driven Bees on their old stand, they may be left to fly home after being removed elsewhere. If driving is attempted in wet or cold weather, or late in the evening, the Bees will often be troublesome to move; and, as a very little cold benumbs them, numbers who have flown will be lost, from their inability to reach their home, so that this practice should not be pursued at such times without adequate cause; but should necessity arise, and it be found or thought the Bees will be reluctant to leave, they may be induced to go, by warming their new domicile and sprinkling them with warm syrup, thus creating the excitement necessary. Mr. Pettigrew employs a method of shaking Bees out of a straw skep in lieu of driving, which he thus describes: "When hives are less than thirty pounds in weight we shake them out in less than half a minute; no smoke is used, the Bees are taken unawares; the hive to receive

them is placed on its crown, the other gently raised off its board (it must be previously loosened), but not turned up; the Bee-master now places his fingers inside the hive and his thumbs outside, the hive being fairly balanced on his hands, and his legs pretty well astride the empty hive. He now acts as if he were going to dash the one he holds against the other, but they never touch; the Bees, however, go forward, and fall into the empty hive. A few violent thrusts or shakes, well performed, is often enough to empty the hive of every Bee. In cold weather, when Bees are sitting fast among their combs, they cannot be shaken out without first feeding them by sprinkling. A few minutes after having been fed they will be found moving lightly about over their combs, when they may be readily and easily shaken out in less than half a minute. We often perform this operation by candle-light. By feeding the Bees about sunset, and taking them into a room or barn in about half an hour afterwards, they can be readily shaken out on to the floor of the room, and a hive placed over them, and sometimes there is not a Bee lost by doing it." This plan may be practised on old hives crossed by the abominable sticks; but from any others I fancy the combs would fall as well as the Bees, which would not be the desirable thing.

TRANSFERRING COMBS AND BEES TO FRAME-HIVES.

A BEE-KEEPER would often use a frame hive, were it not for the fact that his Bees are at present domiciled in a skep, and he knows not how to remove them; and as

this is one of the most important operations, requiring some exercise of skill and knowledge, I will endeavour to explain the method to be pursued.

For my own part, knowing the value of the comb foundation, I should never transfer old or crooked combs unless it be for the purpose of saving the brood from destruction. The frames being supplied with the wax sheets, and food given, which may be either syrup or honey, the Bees will soon build out their cells, but if no such foundation be at hand, the old combs may be utilized so long as they are clean and wholesome. Frame hives and the honey-extractor will give every facility for this, and it will be found true economy to furnish all frames with combs whenever possible, and a straw skep full of combs, whose late inhabitants have died or deserted, will furnish for a swarm such a start as will send them far ahead of all competitors not so fortunate. In making use of old combs we are enabled to keep under the production of superfluous Drones, for, if Worker comb be given, Workers will be bred; and when we wish for Drones, all we have to do is to supply the Queen with Drone cells.

No old comb should at any time be used which has about it the slightest suspicion of foul-brood—better far melt it down or burn it than introduce this malady into the Apiary. All the whitest of the combs, particularly if of Drone construction, should be reserved for furnishing supers with decoys, without which the Bees are often reluctant to work there. For breeding purposes, the colour of the comb is of little import, it will last good four or five years. Strips for guide-combs are best made of the old and tough combs, and are as readily accepted by the Bees. The value of one pound of wax is about 2s. 6d., that of twenty pounds of honey,

20s. ; therefore, by melting down one pound of clean Worker combs, the Bee-master loses 17s. 6d. ! Why should not this lesson be borne in mind ?

A novice will find considerable difficulty in transferring the combs of a hive that are full of brood, as the young larvæ are extremely delicate and susceptible to cold, and, therefore, it is by far the easiest plan to allow the stock to swarm either naturally or artificially, and the brood to hatch out, which will all be accomplished to the last egg in twenty-one days after swarming, excepting, perhaps, a few drones ; at this time (a day or two, more or less, will not matter) the combs will be empty and light and much easier to handle. Now let *all* the Bees be driven from their old home into an empty skep, which place on the old spot ; then carry the denuded hive into a room or other place inaccessible to the Bees. An old skep is seldom of much value, and in this case with a strong knife cut it right in half between the two centre combs. The object we have in view is to fill the frames of the new hive as far as we can with the combs from the skep, and in the absence of apparatus, which I will presently describe, lay the first frame down flat on a clean table, and having cut out one of the centre combs, if it be larger than the frame (as is usually the case with centre combs), merely cut the lower side straight, and reduce the height of the comb so as to fit the frame by cutting off as much of the honey-cells at the top as may be requisite, and the same at the two ends, so that the comb shall fill the frame completely, and consist of all or nearly all Worker cells. If there be any portions of the fitted comb *prominently* thicker than the centre part, slice it off with the knife, endeavouring to arrange so that the foundations of the cells shall be equi-distant from both sides. If the comb was sufficiently large, it

should now be found firmly fitted to the frame, and can be at once placed in the new hive as far as possible in the same order as the comb was when fixed in the skep, but it is generally advisable to pass a couple of tapes over frame and comb to prevent the latter afterwards falling out of place. Some of the combs will now be found not large enough to fill the frames; if they be plentiful, cut them into rectangular pieces, and so fill the frame. The Bees will join all together, and they will soon make a good sound comb; but when combs are scarce, and we cannot afford to waste any, cut the top straight, and if the bottom bar be not reached, support the comb with a wooden lath under its bottom edge, under which pass two or more tapes, tying over the top bar against which the comb should thus be tightly pressed. If the vacancy between the lath and bottom bar be not much, the lath may be wedged up tightly by means of two or three old corks or like means. Should the combs not reach along the whole length of the top bar, it is as well to fasten on a strip of Worker comb as a guide for the Bees to continue, or they will probably build crooked.

Care should be taken to preserve as much Worker comb as possible, to pare the thick honey-cells away until they are of the proper thickness, and to put the combs in the right way upwards, that is, as they were built. Very little Drone comb should be returned, and that placed towards the sides of the hive. All the parings of the combs, waste honey, &c., should be carefully collected into a feeding bottle, and given to the Bees on the top of the hive; they will re-store the honey, so that little or no waste will occur, and it will assist them in eliminating wax wherewith to fix and make good the combs, which in the summer will generally be

found done in 48 hours ; after which, the supports may be removed, being careful in replacing the frames not to damage the fragile new attachments.

Now to return to the fitting. As fast as the frames are fitted, replace them in the hive, and when all are placed, about which no time should be lost, return the Bees as if they were a new swarm—see “Natural Swarming.”

If there be not enough combs to fill all the frames, guide-combs should be attached to those empty to insure straight building ; and in swarming-time all spare combs should be utilized in this manner.

An apparatus which greatly facilitates this operation

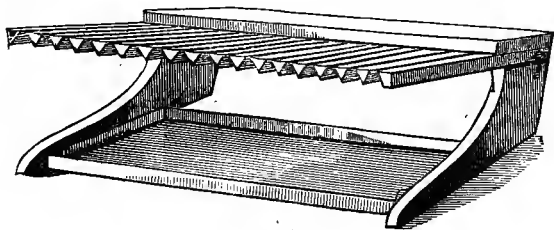


Fig. 73.

was exhibited by Mr. F. Cheshire at the Crystal Palace Show, which he calls a “Transferring-Board.” The judges thought its utility worthy of a special prize. It may thus be described : The board consists of sixteen wooden tongues about 10 inches long, fixed like the teeth of a comb ; it has legs which, for packing, fold underneath, and a zinc pan to catch the dripping honey. Flat on the tongues is placed the comb to be transferred, and the frame is fitted on to it ; a lath is then laid on its edge under the comb, and tapes passed between the tongues, and fastened at once on the top bar. The lath

is not required if the frame be quite filled. The board can then be tilted up until perpendicular, carrying the comb and frame with it, which latter is to be at once lifted out and placed where required. I have several times used this appliance, and have found it very handy.

DISEASES AND ENEMIES OF BEES.

BEES have not many diseases to trouble them, but the few they have are oftentimes very fatal ; indeed one, which is known under the name of foul-brood, has been justly termed the Bee Plague ; this fatal complaint is far more common than is generally supposed, and to it many a Bee-keeper who has found his Apiary unproductive for years, with stocks dwindling in spite of all care, may with truth attribute his ill-success. Much has been written and said on foul-brood, but up to the present time it is not thoroughly understood, nor effective means known either for its prevention or cure. It is not of modern origin, for Aristotle described it more than two thousand years ago. I may briefly say that foul-brood is the name given to a disease which causes the larvæ of the Bees to die and putrefy in their cells, where they turn to a disgusting foul-smelling, semi-liquid mass, impossible for the Workers to remove, in which condition the air of the hive becomes necessarily impure, poisoning the unfortunate inhabitants.

The cause of foul-brood has been much debated, many observers being of opinion that the disease is simply the rotting of brood which had become chilled ; but the opinion seems to be gaining ground that, like typhus and scarlet fever in our human hive, it is solely produced

from germs of a fungus, millions of which are floating in the atmosphere, and which, when finding an appropriate habitat, germinate and produce the disease: probably the foulness of dead larvæ provides this condition, and the fungi spores there find the essential condition, as in like manner typhus finds it in squalor and dirt.

Dr. Schönfeld of Germany has made a variety of experiments, which tend to prove the correctness of this theory.

As an example of the destructive effects of this disease, I may cite the case of Dzierzon, the great German Bee-master, who in 1848 had this plague break out in his Apiary with such virulence that he lost more than 500 stocks, only ten having escaped the malady. About 1865, a friend of mine, who had twenty stocks, complained of them not being profitable, and I purchased the whole of him, and removed them to my garden. Alas! they were foul-broody, and I lost them all, and my original stocks in addition, as well as having two or three years of trouble and vexation.

Again in 1876-7 my Bees were attacked with the same disease in a most virulent form; and once more, in spite of endless trouble, and far more attention than most people could devote to their Apiary, I lost them all. Many times I cut out the plague spots from the combs, sometimes destroying all the brood combs. For a time all appeared to go well, but most surely the evil day came again. While the warm weather lasted the combs were examined almost daily; a single foul cell scarcely escaped attention; but when the quiet of winter arrived, the disease spread apace, and in the end I made a clean sweep, by destroying the frames and the whole of my beautiful straight combs that I was so proud of. The hives I had scalded inside and out, washed with a

solution of salicylic acid, also with carbolic acid, and then painted; but even then the "snake was only scotched," not killed, for in one hive, being short of new frames, I used two or three of the old ones previously boiled, and in this hive the disease again appeared, which was immediately stamped out by destruction. A much-vaunted cure for foul-brood is salicylic acid; several eminent Bee-masters have spoken very favourably of it as having been by them successfully used. I give the recipe, but in my own case it was utterly useless; although I used it lavishly in the most thorough manner, I was unable to find the least good result. Herr Hilbert reports that he cured 25 badly infected stocks by the following process: Dissolve 50 grammes (not quite $1\frac{3}{4}$ ounces) of salicylic acid in 14 ounces of spirit of wine, which will be found sufficient for 12 stocks; 100 drops of this solution should be added to one pint of soft water lukewarm, with which the combs and hive should be well sprinkled, having first thoroughly shaken the mixture. The combs are to be replaced in their hives as soon as the operation is completed, and if no unnecessary delay is made the brood will not be injured. A little of the salicylic acid solution is also given to their Bees in all food supplied. I do not in the least doubt Herr Hilbert's veracity, but I think it possible the quarantine after the treatment had not been long enough to determine whether the reputed cure was fallacious or not. In my own case I several times congratulated myself on a cure, only, as after events proved, to be disappointed. Where an Apiary is found infected, I am confident the wisest course is to destroy combs, frames, hives, and honey, as well as all tools and litter about the place that has been in contact with the stocks. The destruction as advised should be

by burning, for if any piece of the comb, &c., is left about, and be visited by a Bee, she carries home, perhaps, the germ of further trouble. The Bees may be saved thus: Let them be driven, or by other means taken out of the hive and confined in a straw skep with plenty of ventilation for two days; the act of driving will have induced every Bee to fill herself with honey from her old home; this, if allowed to be deposited in a new hive, would probably communicate the disease to the new combs, but by keeping the Bees confined for the time mentioned, all the honey will be consumed, and the risk of infection considerably lessened. After the quarantine has expired, transfer the Bees again to a clean hive; if they carried infection away from home they will probably leave it in the temporary hive, which, to be on the safe side, should be also destroyed.

Honey that is found in an infected hive should on no account be given to other Bees, and as it comes from an atmosphere of putridity, is not fit for human consumption; so is much better consigned to the flames with the combs, &c. Foul-brood is often introduced into a hive by feeding the Bees on foreign honey, which is not seldom infected with it.

One cause of the dwindling of a foul-broody stock is the constant reduction of the number of breeding cells, for when a larva dies it is simply left to rot in its cell, which, of course, becomes useless, and the number of these cells may be so increased that the poor Queen cannot find wholesome ones sufficient for her eggs.

I now proceed to say how the presence of foul-brood may be known. If the Apiary has been long unproductive, the Bees showing no energy or increase in their numbers, but, on the contrary, dwindling, *suspect foul-brood*; if extensively present, the combs will give out a

bad odour like stinking animal matter, as indeed it is, and on examining the combs they will be found here and there black on the surface, with the cells having their caps somewhat concave, with minute perforations; on removal of the caps the cells will be found to contain a foul-smelling, sticky, semi-liquid, coffee-coloured mass, which may be drawn out into threads like heated glue; the dead larvæ may also be found in all lesser stages of decomposition. Other cells will be found in which the liquid has dried, leaving at the bottom a mass containing highly infectious fungus spores, from which it may easily be imagined how every comb, Bee, and drop of honey in a foul-brood hive becomes a centre of infection, spreading the disease far and near. If we at any time discover in the combs dead and rotting larvæ, excise the whole comb, or at any rate such portions as contain the foul cells. If the disease has not made much progress, it may perhaps be thus stopped, but the combs should receive a thorough examination frequently, to see if any more work for the knife appear. Dr. Schönberg says, that the disease in its wet state is not contagious, although this is denied by some eminent Apiarians. In manipulating or examining frames containing larvæ, care should be taken that the larvæ do not get chilled and die, for thus may be created just the nidus necessary for the fungus to flourish.

DYSENTERY.—This is another disease, which is sometimes very destructive to Bees, and in some phases runs very close to foul-brood, many Bee-keepers yet maintaining they are one and the same thing. Dysentery is a disease of the Bees, sometimes extending to the larvæ. Foul-brood never extends to the Bees. There is no doubt, however, how dysentery is often caused; improper or too liquid food, cold, damp, and confinement will all

produce the malady. Bees, it is well known, are cleanly animals, and they will not, except under the most urgent circumstances, void their excrement within the hive. On the sudden appearance of a warm, sunny day, after perhaps a long series of inclement ones, how eagerly do the Bees fly abroad, and relieve whilst in the air their distended bowels! Conspicuous places round about their homes may be seen in all directions, spotted with their *rejectamenta*. When quietly clustering during the winter months Bees require to relieve themselves but seldom; but if they are by unnatural disturbance roused into a state of excitement, with their accustomed impetuosity they distend their honey-bags by rifling their stores, and if unfavourable weather succeed, and they cannot fly out, dysentery is very likely engendered. The same effect may be produced by a cold damp hive, whether caused by atmospheric moisture from without, or by the imprudent stowage of a large quantity of watery food, perhaps given to them in mistaken kindness by their would-be benefactors. If a hive be discovered in this unfortunate condition, with still living inmates, the remedy is to remove all dead, give dry floor-board, and, if a frame hive, transfer all Bees and combs to a clean, dry hive. Should there be a large quantity of unsealed food it had better be removed by the extractor or otherwise, and the Bees, if necessary, fed with small quantities of honey or barley sugar; then, if the population be not too much reduced, we may hope to save the remainder.

Deaths from chilled brood and starvation cannot be attributed to disease, but rather accident; and I need scarcely say if mortality should be found to occur from either of these causes, the dead should be immediately removed lest disease should be engendered.

ENEMIES.—In England the enemies of Bees are but

few, if we leave out of the question their inhuman masters of the fire and brimstone school. Wax moths, although very destructive in America, make no headway in England; that is to say, in hives containing living Bees, although where empty combs are carelessly stowed away they will, probably, be wholly destroyed. There are two species of moths which commit these depredations; one, the largest, *Galleria Mellonella*, is comparatively rare here, although commonly imported in the larva state with Ligurian Bees; the other, *Achroia Grisella*, is very common, and where combs are left about unprotected, its larvæ will most likely soon be too apparent. The Apiarian who pays proper attention to his stocks will not need to fear the wax moths. The death's-head hawk moth (*Acherontia Atropos*) is commonly cited as a robber of Bee-hives, but in England it is sufficiently rare to be unnoticeable in our Apiaries. On the Continent of Europe a small insect, known as the Bee-louse, *Braula Cæca*, often infests the Bees to a considerable extent, as many as a hundred being sometimes found on a single Bee, and as the insect is nearly as large as a small flea, the poor Bee, when thus loaded, must find her life a burthen, as each louse lives by sucking the Bee; the young are said to be produced in the pupa state. I have found this pest several times on imported Ligurians; but the climate of England does not, fortunately, appear to suit them, for they have soon disappeared.

Wasps often become very troublesome; they do not hesitate to enter any hive to which they can gain admission. A strong stock can generally defend their entrance successfully, but woe betide the unfortunate weak colony; there the wasps run riot at their will, and will often completely rifle the hive of all its honied sweets. These marauders should be trapped in narrow-

necked bottles of sweetened beer, which they will eagerly enter and get drowned therein; the Bees are seldom thus caught. Every wasp nest in the neighbourhood should be sought for and destroyed; and in the spring, when only the Queens are in existence, it must be remembered that every wasp then caught prevents the establishment of a nest.

Insectivorous birds are sometimes very troublesome, foremost of which stand the blue tit (*Parus Cæruleus*) and the great tit (*Parus Major*). These birds, in the winter time, when other insects are scarce, find an abundant supply from the Bee-hives. It is said they will stand at the doorway of the hives, stamp, and await the unlucky Bee who seeks to know the business of the visitor; certain it is, that I have seen a rail, a few feet in front of my hives, studded with Bee-stings in hundreds, torn from the unfortunate victims, whose plump and welcome bodies have formed the dinner of the tits, who apparently reject the small portion which might prove to them a discomfort. The fronts of the hives may be fenced with a piece of wire-netting to outwit these unwelcome visitors.

Mice, sometimes, will take up their winter quarters within a hive, feasting on the stores as occasion arises. When perceived they should be captured and destroyed.

“The titmouse and the ‘pecker’s’ hungry brood,
And Progne, with her bosom stained in blood.
These rob the trading citizens, and bear
The trembling captives thro’ the liquid air.”—VIRGIL.

VENTILATION OF HIVES.

ANIMALS, from the smallest insect to lordly man, cannot live without air ; and our little friend, the Bee, forms no exception to this rule. In the midst of summer, when the hive is populated to repletion, the heat becomes intense, and did not the Bees adopt some measures of prevention, the new and delicate combs would collapse and fall, as well as the health of the helpless larvæ suffer, Nature, therefore, has taught the Bees a remedy. If on a hot summer day the entrance of a hive be examined, a number of Bees will be there observed standing on the board with their wings in rapid vibratory motion, which carries in a strong current of fresh air, replacing the hot foul air driven out, and the number of "ventilators" is increased or diminished as occasion requires. By this means the atmosphere within is kept pure and wholesome, as was demonstrated by poor blind Huber. We are thus taught that Bees cannot bear close confinement, which, if accidentally occurring, as it does sometimes by the snow or dead Bees blocking up the entrance, will, unless quickly obviated, cause dysentery and death. Apiarians who use hives with movable tops can, in the summer, in great measure, regulate ventilation by leaving the top more or less open by means of a small piece of perforated zinc placed over the feed-hole. If rightly managed, this aid will set at liberty great numbers of Bees, who would otherwise be ventilating, to assist in the general work of the hive, and will often prevent the external clustering to which they are driven by the extreme heat, in order that the combs may not melt, or the young be stifled. The entrance of the hive, if

properly constructed, should be capable of enlargement at need, and the Bee-master can, by this means, greatly assist in good ventilation by making the opening larger in summer and smaller in winter. The interference of the Bee-keeper in the matter of summer ventilation I do not consider of much moment; he can certainly assist his Bees, but if that assistance be not rendered, no great misfortune will necessarily follow. It is in winter that defective ventilation is frequently the cause of great calamity—no less than the death of the whole colony; and although I strongly advocate frame hives, I feel compelled to say this misfortune happens more frequently in those domiciles than in straw skeps; but this is no fault of the frames or their construction, but simply that the wood with which they are usually built retains the generated moisture, whilst the straw allows the greater part to filter through. This defect being admitted, I now show how it can be remedied; *en passant* I may say that frame hives can be and are made equally well in straw as in wood, when that objection to them, of course, is done away with; but when we use wood, which is the more common and handy material, care must then be taken that proper ventilation is provided. Much has been written on this subject, but I think the evil has been greatly magnified. When the Bees are thickly clustered together for the winter they do not hibernate like many other animals, but are all lively and require food, in the consumption of which moisture is evolved in the form of vapour—this, if it cannot escape, naturally condenses into water, keeping the hive cold and damp, and the temperature low, obliging the Bees to eat yet more to keep up the necessary heat, and thus the evil is increased.

Upon a due appreciation of this subject, much of the

success of Bee-keepers depends. If we consider Bees as we should human beings, we should not err greatly in the treatment and construction of their domiciles. With proper ventilation, Langstroth says: "No amount of cold that we ever have will injure Bees;" and as he records the temperature of January, 1857, at 30 degrees below zero, which is never reached in England, I do not think we need fear. We all know a cold dry winter is more healthy than a mild wet one, even though the temperature of the latter should be many degrees higher; and a large airy bed-room, with window open, is preferable to a small close one with sand-bags and appliances to keep the cold out. Langstroth cites a case where twenty hives were in a row, one suspended 20 inches from the ground, without a bottom board, the others in the usual condition for wintering. The whole got very wet; the nineteen died, and the one survived, having been able to get rid of the moisture. One of our most successful Apiarians mentioned to me that a hive which gave him a super of 76 pounds weight, in 1874, was wintered without a crown-board, but covered with an empty super, and, as the result showed with advantage to the Bees.

On making an examination of my stocks early in February, 1875, I found one hive, a part of whose movable crown-board had slipped aside, exposing several square inches of the top freely to the air, but, fortunately, not to the rain. This stock was then by far the strongest of many, and had a fair show of larvæ growing up to Bee-hood.

A wooden crown-board tightly fastened to the hive's top keeps the cold out *and the wet in*, and some means must be adopted to obviate this. When the hive is a simple box, with the combs built from the top, a loose pad

should be laid on the feed-hole. The American custom of entirely dispensing with crown-board, and substituting in lieu thereof what is called "a quilt," is very generally practised in England. The quilt is composed of a piece of carpet, or piece of duck, and then a thin mattress stuffed with chaff, or other material, on the top of that; in fact, anything that will warmly cover and yet permit ventilation. Unless the hives be located in a damp place I don't look upon a quilt as an absolute necessity. With my own hives I prefer to let the crown-board remain, and my stocks do not suffer from damp.

PROPOLIS.

"And with their stores of gather'd glue contrive
To stop the vents and crannies of their hive,
Not birdlime, or Idean pitch, produce
A more tenacious mass of clammy juice."—VIRGIL.

THIS is a resinous substance which the Bees obtain from many trees, and it is applied by them to a variety of useful purposes. It is, I believe, the only one of their stores, if we except Bee-bread, that man has not found it useful to deprive them of. With propolis the Bees fill up every undesirable crevice about their hive, fix the latter to the floor-board, and, often to the annoyance of the users of bar-frame hives, cement the movable (?) crown-board so tightly to the top that it becomes a fixture, and occasions considerable trouble to loosen it. Everything in the hive that is not tightly fixed will soon be put into that condition with propolis. But these are not the only uses to which Bees put propolis. Should dead insects, or other offensive matter, make its unwelcome appearance within the hive, which the Bees are

unable to remove, they have a remedy in propolis, with which they will encase the objectionable substance. They will also with propolis firmly cement to the floor the shells of intruding snails, effectually stopping their slimy wanderings over the combs. Reason and Instinct! Who shall presume to say where the line is drawn?

HONEY AND ITS SOURCES.

HONEY is the most important product of the Bees' industry, and the main article for which Bees are cultivated. It may be shortly described as a sweet vegetable juice, secreted in the nectaries of flowers, from whence it is gathered by the Bees. Its chemical constituents are nearly the same as glucose or grape-sugar. Popularly, Bees are supposed to "*make*" honey: they do not do so; they simply gather and store it, after which much of the water it contains is evaporated, until, before sealing over in the cells, it becomes considerably thicker than when gathered. If the Bees be supplied with sugar syrup they will store it, and to the eye it has much the appearance of natural honey; but it is syrup still, as may be proved by tasting. A Bee gathers honey with its tongue, a beautiful flexible instrument, having about 112 joints. It is covered with hairs, and measures as nearly as possible one-eighth of an inch in length. This, inserted into the liquid nectar, is alternately extended and contracted, by which means the honey is passed upwards into the mouth, and thence through the gullet into the honey-bag or first stomach; which is the vehicle for conveyance home; from there it is regurgitated

into the cells, where it is left to evaporate. The colour and flavour of honey varies much, according to the floral source from which it is derived. From the white clover and hawthorn it is beautifully white; from Lucerne, golden yellow; from heather, light brown, aromatic, and slightly bitter; from sycamore, very dark and thick; from ivy and laurels, it is often so strongly flavoured with prussic acid as to be disagreeable, and instances in foreign countries have occurred, of honey being actually poisonous, from the plants it was gathered from. As a general rule, however, honey is both delicious and wholesome. As an article of diet it is held in high esteem, and is not unknown in medicine—it enters into the composition of several preparations recognized by the Medical Council of Great Britain, and is a nice and popular remedy for sore throat, cough, &c. Dr. Munro, in his ‘Medical and Pharmaceutical Chemistry,’ states that Dr. John Hume, one of the Commissioners of the sick and hurt of the Royal Navy, was for many years violently afflicted with asthma. Having taken many medicines without receiving relief, he at last resolved to try the effect of honey. Having had a great opinion of its virtues as an expectorant, for two or three years he ate some ounces of it daily, and got entirely free of his asthma, likewise of a gravelly complaint he had long been troubled with. He also mentions another case, where a very bad case of asthma was cured by the same remedy.

With the exception of an occasional gathering from honey-dew (to be presently explained), Bees gather the whole of their honey from flowers, and, consequently, where there are no flowers they cannot thrive; but the term flowers must be taken in a broader sense than meaning such as we cultivate for garden ornaments or

home decoration. The inconspicuous blossoms of many trees, the wee modest wild flower, scarcely noticed by passers by, furnish abundant pasturage for Bees. Many persons who have lived in the country all their lives are scarcely aware that our noblest forest trees have flowers at all, but from the brave old oak and the wide-spreading beech, Bees gather many a pound of honey. An avenue of limes or sycamores, a field of beans or white clover, forms a very El-dorado for the busy Bees, their pleasant hum on the snowy hawthorn, or the sweet-smelling sallow (palm as it is commonly called), is very noticeable when Nature is awakening from the gloomy sleep of winter, and our thoughts and feelings are glad with the prospect of returning summer. Where large heaths abound, the Bees have a second harvest, and it is a common practice in such localities for Bee-keepers to send their hives to the moors for about two months, the trouble and cost being amply repaid by the immense weight of honey brought home, which the common heather yields freely during August and September. Mignonette, borage, honeysuckle, hyacinth, crocus, laurustinus, lavender, lily, primrose, and many other flowers are visited by Bees. The arable fields supply buckwheat, beans, mustard, clover, and Lucerne, which all give an abundant supply of honey. Borage has the reputation of being the best of all Bee flowers. It blossoms continually from June till November, and is frequented by Bees, even in moist weather. The honey from it is of superior quality, and an acre would support a large number of stocks. In America much of the great harvest of honey is obtained from the limes and wild sage; the Bee-keepers are also in the habit of sowing the seeds of many well-known honey-yielding plants on purpose for the use of the Bees.

Dwellers in the country cannot fail to have observed

occasionally that the leaves of the trees and shrubs have a gummy appearance, and are sticky to the touch. If a leaf so covered be put to the tongue it will taste sweet ; this is honey-dew, and is a secretion of some species of aphides ejected from their abdomen in little squirting streams. This substance the Bees readily gather, and when it is abundant, make large additions to their stores.

In Scotland, and on the Continent, cart-loads of hives may be seen travelling to and from the heather. Often on the spot they are looked after by some resident cottager, who receives a gratuity of about 1s. per hive from the proprietors of the stocks. In the south of England this practice is not pursued, although I do not see why it should not be in many places, there being miles of heather equally available as in Scotland. On the Nile there are Bee-barges which travel only at night, stopping in the daytime at any place that affords abundant pasturage for the Bees ; and we read in *Pliny* that this was likewise the practice in Italy in his time. "As soon," says he, "as the spring food for Bees has failed in the valleys near our towns, the hives of Bees are put into boats and carried up against the stream of the river in the night, in search of better pasture ; the Bees go out in the morning in quest of provisions, and return regularly to their hives in the boats with the stores they have collected ; this method is continued till the sinking of the boats to a certain depth in the water shows that the hives are sufficiently full, and they are then carried back to their former homes, where their honey is taken out of them." And this is still the practice of the Italians who live near the banks of the Po, the river which *Pliny* instanced particularly in the above-quoted passage.

It was the advice of *Celsus* that after the vernal pastures were consumed, the Bees should be transported

to places abounding with autumnal flowers, as was done by conveying the Bees from Achosia to Attica, from Eubœa and the Cyclad Islands to Scyros, and also in Sicily, where they were brought to Hybla from other parts of the Island.

In the summer of 1878 a revival of this ancient practice was attempted in America by Mr. C. O. Perrine, who fitted up a travelling barge on the Mississippi with 800 stocks. He intended to travel 2000 miles, following the flower-bloom up the river ; but from accidents to his machinery, and the utter inexperience of such a scheme, his trip was a partial failure, not sufficient, however, to deter him from contemplating a future trial another year.

“Thou cheerful Bee ! come, freely come,
And travel round my woodbine bower ;
Delight me with thy wand’ring hum,
And rouse me from my musing hour.
Oh ! try no more those tedious fields,
My honied treasures all are thine ;
Come taste the sweets my garden yields,
The bud, the blossom, all are thine.”—SMYTH.

STINGS.

THE fear of being stung deters many people from keeping Bees who otherwise would gladly avail themselves of such an instructive and profitable occupation, and to some persons the fear is well-founded ; for, although the hardened Bee-keeper may treat with contempt the alarm as puerile, the sting of a Bee will often produce a painful and distressing temporary effect. As a satisfaction to those who, in spite of the dreaded little weapons, intend to become practical Bee-masters, I

may give them the satisfaction of knowing that they will soon get inured, and mind stinging not at all. Many persons imagine on seeing a man handling Bees with impunity that he is never stung. This is an error; the Bees do sting him, although not so often as they would a timid stranger; but his blood is inoculated, and the poison has become innoxious. My son, when a lad of sixteen, had not meddled with Bees; then, becoming often my assistant, he soon had to pay the usual penalty, which was at first very severe. Great swelling and inflammation, accompanied with pain, and often an irritating rash would appear all over his body. The effect of every successive sting became less and less, until before the autumn closed, beyond a few minutes' irritation, there was no effect. Mr. G. Walkér, of Wimbledon, has recorded an experiment he made on himself to try how long, and how many stings, it would require to get inoculated. He gives the following as the *modus operandi* and result, viz. :—

“I went to one of my hives, caught a Bee, placed it on my wrist, and allowed it to sting me, taking care that I received the largest amount of poison by preventing it from going away at once; then I let the poison-bag work, which it does for some time after being separated from the Bee. The first day I only stung myself twice. A Bee-sting has always had a very bad and injurious effect on me, inasmuch as it has always caused a great amount of swelling and of pain; in fact, once when stung on my ear, the part became so painful and swollen that I hardly got any sleep the following night, and it was three days before I recovered. The first few stings I got during this experiment had the usual effect; the whole of my fore-arm was affected with a cutaneous erysipelas, and there was disorder of the muscular nerves,

accompanied with heat, redness, swelling, and pain. This attack lasted till Tuesday, and on Wednesday (October 7th) I was so far recovered that, following the same plan, I stung myself three times more also on the wrist. The attack of erysipelas this time was not nearly so severe; but, as before, I felt a stinging sensation as far up as my shoulder, and I noticed that a lymphatic gland behind my ear had increased considerably in size, the poison being taken up by the lymphatic system. On Saturday (October 10th) I again treated myself to three stings, and the pain was considerably less, though the swelling was still extensive. At the end of the next week (October 17th) I had had 18 stings; then I stung myself seven times more during the next week, and I reached the number of 32 on October 31st; the course of the experiment having lasted very nearly four weeks. After the 20th sting there was very little swelling or pain, only a slight itching sensation, with a small amount of inflammation in the immediate neighbourhood of the part stung, which did not spread further; and I stung myself on November 8th, without its having any effect on me."

Bees, when properly handled, seem in a great measure to know their masters. A nervous, fussy man, who attempts to disarrange them or their works will most certainly be attacked, whilst an adept in Bee-management, who will do what he has to do, calm, steady, and without fear, will mostly escape scot free. In removing frames with their attendant Bees, if care be taken not to jar them, or in any way to irritate the Bees unnecessarily, they scarcely seem to object at all. It is true that, like in our human hive, tempers vary, and some cantankerous, spiteful little fellow may make a dash at any part of us that is unprotected. If a person be attacked by Bees,

no attempt should be made to retaliate; the assailed party should quickly retreat to the protection of a building or shady place, or, if none be near, lie down with his face to the ground. An angry Bee will seldom follow into the shade if the sun be shining. Violent winds seem often to make the Bees very angry, by blowing them about; but, as a rule, Bees do not volunteer an attack without cause. Langstroth, amongst his Bee-keepers' axioms, says: "Bees gorged with honey never volunteer an attack. Bees may always be made peaceable by inducing them to accept of liquid sweets. Bees, when frightened by smoke or by drumming on their hives, fill themselves with honey, and lose all disposition to sting unless they are hurt. Bees dislike any quick movement about their hives, especially any motion which *jars* their combs."

Many devices in the shape of Bee-dresses, some very ingenious, have been resorted to in order to protect the

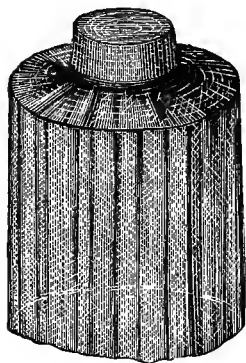


Fig. 74.

wearer against being stung; but, as in many other things, the simplest is oftentimes best, and nothing more is requisite than a veil and gloves. An economical and very good veil is coarse black leno, costing fourpence per yard, made into a bottomless bag, 27 inches by 24 inches. In one end let be run half a yard of elastic, not too strong, which will complete the veil for use, as in figure 74, when on buttoning the coat up all is secure. The veil may be

made at a cost of about sevenpence, and a duplicate or two kept handy for the use of friends, when in-

specting one's Apiary, becomes very useful. For the hands, there is nothing better than good soft macintosh gloves, lined with some textile fabric, such as are used by photographers; but these require the addition of gauntlets (which may be made of calico or silk) to cover 2 or 3 inches of the coat cuffs, held in place by elastic run into their upper edge. Where the India-rubber gloves are not procurable, stout woollen or leather may be used, but are not so effectual; but an adept in Bee culture soon looks with contempt upon *gloves*, and I really think in my early Bee-keeping days when wearing gloves I got oftener stung on the hands, through carelessness in securely fastening my gauntlets, than I now do working with naked hands.

Thus equipped, the aspirant to Bee honours may bid defiance to his angry little friends, and in time confidence will be mutually established and, possibly, the gloves presented to a more unpractised hand; but even with the most experienced I should advise that the veil be kept in constant use, for accidents will happen, and stings about the eyes are never pleasant to any one. The Queen, although provided with a sting, never uses it, except in combat with another Queen; and it is scarcely necessary to say that Drones have no sting at all. Having been stung, the next consideration comes how to cure it, or at least reduce the effect to a minimum of discomfort. Many things are given as remedies, but I have no faith in any, except a good soaking in warm water in the manner most convenient. If the hands are stung, lay them in a basin of hot water, the longer time the better; if the face or other part, foment or poultice. When stung, remove the sting quickly, then, if possible, warm the pipe of a small key and press it over the puncture; a little drop of poison will, probably, appear,

which remove; then apply a single drop of liquor potassæ, sal volatile, or chloroform, or rub well with sweet oil; either of these remedies will sometimes give relief, but they are neither specifics.

REMOVING BEES.

IT often becomes needful to remove Bees either from one garden to another, a new position in the same garden, or when they are sold or otherwise disposed of, perhaps the perils of a long journey will have to be endured. If the position of a hive be changed even a few feet, the Bees on returning home from their next flight get bewildered, and oftentimes lost. They do not, as one would think they would, readily discover their removed hive, and in their distress will often enter a neighbouring hive, when they are most inhospitably received. Care must therefore be taken that no needless removal should be made, and when it is necessary let the journey be made 2 or 3 feet at a time day by day. Should this not be convenient, let the stock be carried $1\frac{1}{2}$ or 2 miles away, and left there for a week or two, then it may be brought back and placed where desired with safety.

Hives with Bees in them, travelling for six hours or more, should always be carried mouth upwards, except frame hives, where the crown-board can be removed, and perforated zinc substituted. On a short journey, if the hive be not removed from the floor-board, it should be securely tied or nailed there, and perforated zinc be fixed before the entrance, and over the feed-hole at top. Swarms and stocks may be trusted for a few hours,

covered with cheese-cloth or open towelling, but the Bees will gnaw through this if the journey be one of days. Newly-made combs will not stand much shaking, and these should only travel under the supervision of some careful persons; for, should the combs be shaken down, great destruction of Bees would ensue, and the owner would have considerable trouble in rectifying the mishap. When frame hives are sent away, two strips of wood, with pieces nailed to them to go between the frames to keep them apart, should be fastened over and under the frames. When Bees are to be removed by hand, they ride easily and safely on a light hand-barrow, which may be made of a couple of light poles, crossed by a few thick sticks. In hot weather it is not prudent to send a large swarm far in an otherwise unfurnished hive, the excitement causes the Bees to generate a great heat, often sufficient to suffocate them all.

PREPARATION OF WAX.

- HAVING employed the Bees to extract every particle of honey from the combs, put the latter in a clean cloth, which sink in a copper of hot water, interposing a plate between the bundle and the bottom in order that the cloth may not burn; simmer over a clear fire, and as the wax melts, it will come to the top of the water, and may be taken off in a cake when cold. If preferred, the comb broken up small may be put into a saucepan of water, boiled, and when melted poured into a flannel bag also made hot and wet with boiling water; the melted wax will run through into a tub of water. In order to refine the wax the process will have to be repeated once

or twice until the wax is pure. The wax may be bleached by running it into thin ribands and exposing these to the bleaching action of a grass plat for several days and nights, taking care the sun is not allowed to melt them.

ROBBING.

“HONESTY is the best policy,” but Bees seem to think the contrary, and “might gives right” is a proverb more often acted upon by them. Should a hive become weak, and especially if Queenless, as soon as the state of affairs be discovered by a neighbouring strong family, a raid is organized. Poor Bees! gallantly do they defend their stores, and great the slaughter that ensues, but numerical strength is sure to conquer; when the assailed are fully assured that resistance is in vain, they act very wisely, and instead of fighting longer, turn to and help the invaders to carry off the stores, and in reward are received as new citizens in the free-booting hive. If a hive which is known to be weak be discovered in a state of unusual bustle and excitement, watch it narrowly; and if fighting be going on nearly close up the entrance for a few days, leaving room only for one or two Bees to pass at a time; a narrow door is more easily defended than a wide-open gate. Should the assailants be very pertinacious, wet a piece of tow or moss with carbolic acid, and fasten it on the alighting board; the robbers will be too disgusted to pass, but the defenders will brave it. Fighting may often be ascribed to the Bee-keeper's carelessness in spilling honey or syrup round about a

weak stock, which being discovered and appropriated by stronger Bees, they soon seek for more plunder in the same locality. The Rev. Mr. Kleine says, robbers may be repelled by imparting to the hive some intensely powerful and unaccustomed odour. He effects this by placing in it in the evening a small portion of musk, and on the following morning the Bees, if they have a healthy Queen, will boldly meet their assailants. These are nonplussed by the unwonted odour; and if any of them enter the hive and carry off some of the coveted booty, on their return home, having a strange smell, they will be killed by their own household. The best remedy against robbing is, however, to keep all stocks strong.

DRAINING HONEY FROM THE COMBS, AND HOW TO MAKE USE OF IT.

WHERE the honey-comb is pure and white, as is usual with combs built in supers, it is customary to send it to table whole and without bruising; but when the combs come from the main hive, where breeding has been going on, the honey must be drained and stored as clean and pure as possible. Having a mass of such combs before us, it becomes advisable to sort them into qualities, all such as have Bee-bread or larvæ being put aside, then slice them transversely through the cells, and put them in a hair sieve or fine linen bag, leave them so two or three days, turning them over occasionally, and nearly all the honey will run out; do not press or crush them, and impurities will be avoided. The strained honey should then be nicely skimmed, and the skimmings put with the strained and waste combs to make metheglin of; or

should this not be desired, give the whole to the Bees in a bottle or super over the feeding-hole and they will carry down every particle of honey for their own subsistence or their master's necessities, should he determine to appropriate their stores. The filtering and refining will be done far better by the Bees than is possible by any human means. The strained honey should be poured into glass jars until they are *quite full*, then tightly tied over. Those honey-combs it is desired to reserve for table use should be neatly wrapped up in writing-paper and carefully put aside, the honey within the cells will be found clear and limpid many months afterwards. The pieces of combs, if any, containing brood should be stacked the same way upwards as they were built, and inserted in a small glass or super; this, if placed over the feeding-hole of another hive, will be taken possession of by the Bees from below, who will tend and rear the young, whose lives may be thus preserved.

Bees will sometimes gather honey from objectionable plants, of which laurel and ivy form examples; such honey, although not harmful to the Bees, may be intensely disagreeable to us. Where such is observed prudence dictates that it should be left for the Bees' own consumption.

HONEY—luscious honey—is generally a treat to our little ones for their breakfast, tea, or supper, in place of butter, and nice and wholesome it is too, as well as an agreeable change; but, unlike bread and butter, they soon tire of it, so it is only as a treat that it can be consumed in that way. To the buyer of 10 pounds or 20 pounds this does not matter, but where we keep our own Bees, and our little friends supply us with the delicious commodity by the hundredweight, then an important question arises—How to dispose of our honey?

Naturally the answer comes—Sell it. Very good, but first a customer must be found, and we do not all like to turn hawkers without a license; so now I suggest we should take a lesson from our neighbours of the Continent, who have many ways of using honey to please all palates. Almost contemporaneous with our Crystal Palace Exhibition were held at Paris and Copenhagen gatherings of a similar character, and, in addition to most of the exhibits that were shown here, appeared a long list of eatables and drinkables made wholly or partly with honey, which would be very welcome on the tables of our own land. Taking the Paris catalogue, I see there were shown honey bread, spiced bread, fruits preserved in honey, jellies, sweetmeats, cakes, bonbons, pastiles, and chocolates; whilst for eau de vie we need not leave old England, seeing it is to be made both from honey and wax! Then we have hydromel or metheglin, champagne, red and white wines, liqueurs, fruit syrups, vinegar, and fruit cordials. There is a pretty list of delicacies for our housewives to exercise their ingenuity and skill upon!

RECIPES. — METHEGLIN OR HONEY WINE.—When the comb has been drained of its honey, put it in a large vessel, then pour in sufficient lukewarm water to swim it nicely. Let it stand two days, stir occasionally, then strain it. Skim the scum from the liquor carefully, filter the sediment through a flannel bag, then boil one hour, and add three gallons; two pounds raisins, one ounce of ground ginger, and seven or eight laurel leaves; then cool. Add a little brewer's yeast, let it stand part of a day, then barrel it, leaving the barrel open for two or three days; bung it up, and let it remain untouched for six months, then bottle it. I dare say some who try their hands at making this honey drink will be anxious to

taste before the expiration of the six months, but the longer it is kept the better it will be. If an egg will float on the liquor it will be about the right strength. Metheglin may, of course, be made from run-honey; but by soaking the combs in water we utilize the honey which would otherwise be lost. A little lump sugar put in each bottle will make it as fine as brandy.

ANOTHER.—Boil for one hour 20 pounds of honey in six gallons of water, and remove the scum as it rises; then add 3 ounces of hops and strain to cool. When milkwarm stir in a tablespoonful of yeast, and let it work 24 hours; skim off the yeast and put the liquor in a barrel; fill up daily as it works over, bung down, and bottle for 12 months, adding half a wineglassful of brandy to each bottle. The result is a very clear drinking vinous liquor.

HONEY CAKES.—Mix a quart of strained honey with half a pound of powdered white sugar, half a pound of fresh butter, and the juice of two oranges or lemons. Warm these ingredients slightly, just enough to soften the butter, and then stir the mixture very hard, adding a grated nutmeg. Mix in gradually two pounds or less of sifted flour, make it into a dough just stiff enough to roll out easily, and beat it well all over with a rolling-pin; then roll it out into a large sheet half an inch thick, cut it into round cakes with the top of a tumbler dipped frequently in flour, lay them in shallow tin pans slightly buttered, and bake them.

GERMAN HONEY-CAKES.—Take $3\frac{1}{2}$ pounds of flour, $1\frac{1}{2}$ pounds of honey, $\frac{1}{2}$ a pound of sugar, $\frac{1}{2}$ a pound of butter, grate half a nutmeg, $\frac{1}{8}$ of an ounce of ginger, $\frac{1}{4}$ of an ounce of carbonate of soda; roll them, cut into small cakes, and bake in a hot oven.

AMERICAN HONEY-CAKE.—1 pound of honey, $\frac{1}{2}$ a

pound of butter, 2 ounces of sugar, two eggs, one or two table-spoonfuls of milk or cream; then to a quart of flour put two large tea-spoonfuls of baking-powder, and mix sufficient of this prepared flour to make the paste stiff as pound cake. Bake thin layers in tins, taking care not to over bake.

ANOTHER. — Soak three cups of dried apples over night, chip slightly, and simmer in a pint of honey for two hours; then add three quarters of a pint more honey, $\frac{1}{4}$ of a pound of sugar, $\frac{1}{3}$ a pound of melted butter, three eggs, two tea-spoonfuls of baking-powder; flavour with cloves, cinnamon, powdered lemon, or orange-peel, or ginger. Mix all together with enough flour to make a stiff batter; make into two cakes, and bake in a slow oven.

HONEY PUDDING.—Three pints of thinly-sliced apples, one pint of honey, one pint of maize-meal, small piece of butter, one tea-spoonful of carbonate of soda, the juice of two lemons and their grated rinds. Stir the dry soda into the honey; then add the apples, melted butter, and a little salt; now add the lemon-rind and juice, and at once stir in the flour. Bake one hour; serve hot or cold with sauce.

HONEY VINEGAR is made as follows: "Put $\frac{1}{3}$ a pound of honey to a quart of water, boiling hot; mix well, and expose to the greatest heat of the sun without closing vessel containing it, but sufficiently so to keep out insects. In about six weeks this liquor becomes acid and changes to strong vinegar, and of *excellent* quality. The broken combs, after being drained, may be put in as much water as will float them, and well washed. The linens, also, and sieves which have been used for draining honey, may be rinsed in the same water, and with this make the vinegar; first boil and scum it before mixing it with the honey.

TO CLARIFY HONEY.—Melt the honey in a vessel standing in boiling water, strain, while hot, through flannel previously moistened with warm water.

Honey is prescribed by the medical council of Great Britain for use in the following pharmaceutical preparations, viz.: Confection of pepper; confection of scammony; confection of turpentine, honey and borax; oxymel of squills, and simple oxymel.

THE END.

I N D E X

| | PAGE |
|--|----------|
| ABBOTT'S observatory hive | 105 |
| Adapting boards | 121 |
| Advantages of artificial swarming | 65 |
| After-swarms | 53, 57 |
| Alexandra hive | 103 |
| American honey-cakes | 208 |
| „ smokers | 150 |
| Artificial pollen | 141, 144 |
| „ swarms, to make | 65 |
| Aston's Bee-trap | 148 |
| „ Drone-trap | 145 |
| Autumn feeding | 139 |
| | |
| BARLEY sugar | 136 |
| Bee-houses | 51 |
| „ hunting | 40 |
| „ louse (<i>Braula Cæca</i>) | 187 |
| Bee poison, inoculation by | 198 |
| Bee-shows | 35 |
| Bee-trap, Aston's | 148 |
| „ five pin | 146 |
| „ traps | 146 |
| „ veil | 200 |
| „ glasses for Snipers | 115 |
| Bees on the Nile | 196 |
| Bligh's smoker | 150 |
| Bottle-feeder | 132 |
| British Bee-keepers' Association | 35 |
| | |
| CAGES, Queen | 126 |
| Cakes, honey | 208 |
| Carniolian Bees | 158 |
| Carr-Stewarton hive | 101 |

| | PAGE |
|-------------------------------------|------|
| Carr's Queen cage | 127 |
| Cheshire hive | 83 |
| ,, nucleus hive | 165 |
| Cheshire's five pin Bee-trap | 146 |
| ,, feeding stage | 132 |
| ,, smoker | 149 |
| ,, transferring board | 180 |
| Children and Bees | 38 |
| Chilled brood | 186 |
| Clipping Queen's wings | 56 |
| Coçoons | 5 |
| Cold, effects of | 191 |
| Comb foundation | 106 |
| ,, fixing | 110 |
| ,, machine | 109 |
| Combs, construction of | 23 |
| Commencing Bee-keeping | 47 |
| Contents | vii |
| Cottage frame-hive | 91 |
| Covering for hives | 76 |
| Cowan's honey-extractor | 121 |
| Crates for filled Supers | 119 |
| Crown boards | 191 |
| Cup Queen cage | 127 |
| Cure for foul brood | 183 |
| Cures for stings | 201 |
| | |
| DEVELOPMENT of Bees | 4 |
| Diseases of Bees | 181 |
| Dissection of a Queen | 11 |
| Distance Bees can fly | 35 |
| Draining honey from combs | 205 |
| Dressing hives | 57 |
| Drive, how to | 173 |
| Driven Bees, how to feed | 140 |
| Driving appliances | 174 |
| ,, time required for | 172 |
| Drone-breeding Queens | 10 |
| Drone eggs | 10 |
| ,, trap, Aston's | 145 |
| Drones, length of life of | 19 |
| ,, massacre of | 18 |

| | PAGE |
|-----------------------------------|---------|
| Drone, office of | 18 |
| Dysentery | 185 |
| EFFECTS of stinging | 198 |
| Eggs | 4 |
| ,, number a Queen will lay | 12, 135 |
| Egyptian Bees | 158 |
| Ekes | 79 |
| Encasement of Queens | 15 |
| Enemies | 186 |
| Exchanging Queens | 159 |
| Extracting honey | 122 |
| Extractor, Cowan's honey | 121 |
| FEED, quantity to | 135 |
| ,, when to | 135 |
| Feeder, the bottle | 132 |
| Feeding-stage, Cheshire's | 132 |
| ,, swarms | 59 |
| Fertile workers | 17 |
| Fertility of Queen | 12 |
| Fertilization of the Queen | 9 |
| Fighting of Queens | 131 |
| Five pin Bee-trap | 146 |
| Flight of the Queen | 7 |
| Foreign Bee-keeping | 40 |
| ,, Bees | 156 |
| Foul brood | 181 |
| ,, cure for | 183 |
| Frame hives | 80 |
| ,, advantages of | 72 |
| ,, cost of | 72 |
| ,, invention of | 71 |
| ,, objections to | 72 |
| Frames, sizes of | 81 |
| Fuel for smokers | 154 |
| GERMAN honey-cakes | 208 |
| Gloves | 201 |
| Guide-combs | 177 |
| HACKLE, straw | 76 |

| | PAGE |
|------------------------------------|----------|
| Handling Bees | 38 |
| Hanging out | 53 |
| Hive, Abbott's Observatory | 105 |
| " Alexandra | 103 |
| " Carr-Stewarton | 101 |
| " Cheshire's Crystal Palace Prize | 83 |
| " common cottage straw | 74 |
| " cottage frame | 91 |
| " covers | 76 |
| " Neighbour's improved cottage | 79 |
| " " Woodbury observatory | 104 |
| " Pettigrew's | 75 |
| " Stewarton | 97 |
| " Woodbury | 88 |
| Hives | 70 |
| " frame | 70 |
| " straw | 73 |
| Hiving natural swarms | 55 |
| Honey, amount gathered | 45 |
| " as a curative agent | 194 |
| " cakes | 208 |
| " dew | 196 |
| " extractor, Cowan's | 121 |
| " flora | 195 |
| " how gathered | 193 |
| " how to make use of | 207 |
| " pudding | 209 |
| " sources of | 193, 195 |
| " to clarify | 210 |
| " to drain | 205 |
| " vinegar | 209 |
| Huber, Francis | 39 |
| Hungarian Bees | 158 |
| IMPORTATION of Queen Bees | 155 |
| Impregnation of the Queen | 7, 162 |
| Inoculation by Bee poison | 198 |
| Insectivorous birds as enemies | 188 |
| Introducing strange Queens | 126 |
| Italian Bees | 157 |
| KING'S Bee-keepers' text book | 170 |

| | PAGE |
|--------------------------------------|----------|
| Knife for extracting | 125 |
| LENGTH of life of worker | 16 |
| Ligurian Bees | 157 |
| Ligurianize an Apiary, to | 161 |
| London, Bees in | 34 |
| Loss of Queen, to remedy | 171 |
| MANIPULATING | 37 |
| Metheglin | 207 |
| Mice as enemies | 188 |
| Movable combs, first use of | 71 |
| NADIRS | 80 |
| Natural history of the Bee | 1 |
| ,, swarming, <i>v.</i> artificial | 63 |
| ,, swarms | 52 |
| Neighbour's improved cottage hive | 79 |
| ,, Woodbury observatory hive | 104 |
| Nile, Bees on the | 196 |
| Novice's smoker | 151 |
| Nucleus hive, how to stock a | 167 |
| Nucleus hives | 165 |
| OBSERVATORY hives | 104 |
| ,, hive, Abbott's | 105 |
| ,, Neighbour's Woodbury | 104 |
| Occupation of Bees | 46 |
| Old combs, use of | 124, 177 |
| Opinions of the Press | 211 |
| Ovaries | 8 |
| PARTHENOGENESIS | 9 |
| Pea-flour for artificial pollen | 144 |
| Perforated zinc for Supers | 116 |
| Pettigrew's hive | 75 |
| Pharmaceutical preparations of honey | 210 |
| Piping of Queens | 56 |
| Pollen | 141 |
| ,, artificial | 141, 144 |
| ,, basket | 16 |
| ,, how gathered and stored | 143 |

| | PAGE |
|---|-------------|
| Preface | v |
| Profit | 44, 45 |
| Propolis | 192 |
| „ uses of | 192 |
| Pudding, honey | 209 |
| QUEEN breeding | 164 |
| „ cages | 126 |
| „ cells | 66, 69, 169 |
| „ impregnation of | 8, 162 |
| Queenlessness, how remedied | 7 |
| Queens fighting | 131 |
| „ introducing strange | 126 |
| „ origin of | 6 |
| „ releasing caged | 131 |
| „ sting | 14 |
| „ to hatch | 169 |
| Quieting Bees | 149 |
| Quilts | 192 |
| RELEASING caged Queens | 131 |
| Remedies for stings | 201 |
| Remedy for foul brood | 183 |
| Removing Bees | 202 |
| Renfrewshire Bee-keepers' Queen cage | 128 |
| Ringing Bees | 52 |
| Robbing | 204 |
| „ how to stop | 204 |
| Royal jelly | 6 |
| SALICYLIC acid | 183 |
| Second swarms | 57 |
| Section frames | 117 |
| Sectional Supers | 116 |
| „ cost of | 120 |
| Senses of Bees | 19 |
| Separating mixed swarms | 60 |
| Separators, tin | 118 |
| Shaking Bees out of skep | 175 |
| Shelter for hives | 50 |
| Shows, Bee | 35 |
| Skeps | 73 |

| | PAGE |
|-----------------------------------|----------|
| Smoke | 149 |
| Smoker, Cheshire's | 149 |
| ,, Novice's | 150 |
| Sources of honey | 193, 195 |
| Spermatheca | 11 |
| Spring feeding | 135 |
| Stands for hives | 50 |
| Stewarton hive | 97 |
| Sticks in skeps | 57 |
| Sting of the Queen | 14 |
| Stinging, effects of | 197 |
| Stings, remedies for | 201 |
| Stocking frame hives | 60 |
| Subduing Bees | 155 |
| Supers, how to rid them of Bees | 146 |
| ,, when to put on | 120 |
| ,, weight of filled | 112 |
| Swarming, indications of | 53 |
| Swarms, artificial | 65 |
| ,, issuing of | 52 |
| ,, natural | 52 |
| ,, weight of | 48 |
| Syrup, to make | 140 |
| | |
| TEMPERATURE for hatching | 13 |
| Time to keep Queens confined | 130 |
| Tin separators | 118 |
| Tongue | 3, 193 |
| Transfer, how to | 178 |
| Transfer, when to | 178 |
| Transferring-board, Cheshire's | 180 |
| ,, combs and Bees | 49, 176 |
| Twin nucleus frames | 165 |
| | |
| UNITING swarms | 61 |
| Utilization of Queen cells | 169 |
| | |
| VALUE of Bees | 45 |
| Varieties of Bees | 2 |
| Veil | 200 |
| Ventilation | 189 |
| Vinegar, honey | 209 |

| | PAGE |
|---------------------------------------|------|
| WASPS | 187 |
| Wax moths | 187 |
| ,, to bleach | 204 |
| ,, to prepare | 203 |
| ,, value of | 177 |
| Weight of swarms | 48 |
| Wild Bees | 40 |
| Wildman, Daniel | 37 |
| Woodbury hive | 88 |
| Workers, development of | 15 |
| ,, length of life of | 16 |
| YOUNG Bees, how to distinguish | 168 |

OPINIONS OF THE PRESS OF THE FIRST EDITION.

"It is profusely illustrated with engravings, which are almost always inserted for their utility. * * * * * There is an old saying that 'easy writing is hard reading,' but we will not say thus much of Mr. Hunter's book, which, taken as a whole, is perhaps the most generally useful of any now published in this country."—*The Field*.

"In Mr. Hunter's book, there are many most interesting chapters on the History of Bees, their wonderful structure, ways, and habits, which the more they are looked into the more marvellous they appear. The profitable keeping of Bees is also fully gone into, and we are given many curious items respecting Bee-keeping in different countries."—*Weekly Times*.

"Mr. Hunter's instructions are simple and practical. He discusses fully the various forms of hives and the best method of treatment of Bees, urging strongly the advantage of large and well stocked hives. We can warmly recommend this little book to all who have a country garden, however small."—*Standard*.

"The author of this exceedingly useful manual is the Honorary Secretary of the British Beekeepers' Association, and as such, is thoroughly well up in the subject on which he writes so pleasantly, and concerning which, he has collected so much valuable information from other writers. The little volume is unpretentious and interesting, Mr. Hunter's object being to convey to his readers the fullest and most practical information on Bee-keeping, rather than to air his own knowledge, or to present himself as a very learned authority. He freely admits having given extracts from other authors, but it is only fair to a modest and delightful writer to say that his book is comprehensive, capitally arranged, and though hastily compiled, nowhere exhibits carelessness, either in style or subject matter."—*Public Opinion*.

"We honestly and conscientiously declare we have been both surprised and delighted with Mr. Hunter's work. Mr. Hunter deservedly merits the thanks of British Bee-keepers for his book,

and we have long wondered why no one could be found sufficiently bold to take up the subject of Bee-keeping in an interesting and readable manner, so as to be attractive to the working Bee-man of this country, and at the same time to be within reach of their purse; but we can now recommend them to secure the Manual of Bee-keeping, which meets a want long felt. Many chapters contain new thoughts and ideas, which we hope will act as a stimulus when placed under good influences, and bring forth abundant fruit. Mr. Hunter has done his best to bring his knowledge up to date, and as he has most worthily completed his self-imposed task we trust he will be honoured, as he richly deserves to be, by a new edition soon being called for.”—*Gardener's Chronicle*.

“We cordially recommend Mr. Hunter's neat and compact Manual of Bee-keeping; Mr. Hunter writes clearly and well.”—*Science Gossip*.

“We are indebted to Mr. J. Hunter, Honorary Secretary of the British Bee-keepers' Association. His Manual of Bee-keeping, just published, is full to the very brim of choice and practical hints, fully up to the most advanced stages of Apiarian Science, and its perusal has afforded us so much pleasure that we have drawn somewhat largely from it for the benefit of our readers.”—*Bee-keeper's Magazine* (*New York*).

“While practical lessons are invaluable, they by no means render the learner independent of good text books, and amongst these has appeared one by Mr. John Hunter, who, less ambitious to claim originality than to place in our hands a really useful manual, has pressed into his service, wherever practicable, the best authorities upon the specialties under consideration. The only Palace show yet held, brought to the front so much that was both new and useful, that scientific Bee-culture rather advanced a leap than a step, and existing works were to some extent rendered obsolete. The progress then made has been embodied in the book before us, which is, on the whole, for those who desire to be made *au courant* with the Apiculture of the day, the best we yet possess.”—*The Country*.

“That Mr. Hunter's volume will soon reach to another edition we have no doubt, for it is a careful condensation, well arranged, of all the knowledge requisite for successful Bee-keeping. The volume is illustrated by many well-executed woodcuts.”—*Journal of Horticulture and Cottage Gardener*, May 20th, 1875.

GREAT REDUCTIONS

IN THE PRICES OF THE

PUBLICATIONS OF

MESSRS W. H. ALLEN & CO., LONDON,

JUST PURCHASED BY

JOHN GRANT,

WHOLESALE BOOKSELLER,

EDINBURGH.

| | PAGE |
|-----------------------------------|------|
| Miscellaneous Works | 2 |
| Scientific Works | 29 |
| Natural History. | |
| Botany. | |
| Mosses, Fungi, &c. | |
| Veterinary Works and Agriculture | 34 |
| India, China, Japan, and the East | 36 |

The Reduced Prices of these Books can be had on application to any Bookseller at Home and Abroad. The Published Prices are affixed to each book.

The Trade supplied direct, or through
Messrs SIMPKIN, MARSHALL & Co., London.

CATALOGUE.



ARTHUR PENRHYN STANLEY, D. D. (Dean of Westminster).

Scripture Portraits and other Miscellanies collected from his Published Writings. By Arthur Penrhyn Stanley, D.D. Crown 8vo, gilt top, 5s.

Uniform with the above.

VERY REV. FREDERICK W. FARRAR, D. D., F. R. S.

(Archdeacon of Westminster).

Words of Truth and Wisdom. By Very Rev. Frederick W. Farrar, D.D., F.R.S. Crown 8vo, gilt top, 5s.

Uniform with the above.

SAMUEL WILBERFORCE, D. D. (Bishop of Winchester).

Heroes of Hebrew History. Crown 8vo, gilt top, 5s.

Uniform with the above.

CARDINAL NEWMAN.

Miscellanies from the Oxford Sermons of John Henry Newman, D.D. Crown 8vo, gilt top, 5s.

For the Reduced Prices apply to

CAPTAIN JAMES ABBOTT.

Narrative of a Journey from Herat to Khiva, Moscow, and St Petersburg during the late Russian invasion at Khiva, with Map and Portrait. 2 vols., demy 8vo, 24s.

Throughout the whole of his journey, his readers are led to take the keenest interest in himself, and each individual of his little suite. The most remarkable anecdote of this part of his journey is concerning the prosecution of the Jews, for an alleged insult to Mohammedanism, not unlike the pretext of Christian persecutors in the days of the Crusaders.

From St Petersburg, Captain Abbott returned to England, where he gives an amusing account of the difficulties, and mental and physical distresses of his Afghan follower. The book concludes with the author's return to India, and with notices of the fate of some of the individuals in whom we have been most interested by his narrative.

"The work will well repay perusal. The most intrinsically valuable portion is perhaps that which relates to the writer's adventures in Khanism, and at the Court of Khiva; but the present time imparts a peculiar interest to the sketches of Russian character and policy."—*London Economist*.

MRS R. K. VAN ALSTINE.

Charlotte Corday, and her Life during the French Revolution. A Biography. Crown 8vo, 5s.

"It is certainly strange that when history is ransacked for picturesque and interesting subjects, no one has yet told in English—for so Miss van Alstine remarks, and our own recollection supports her negatively—the romantic story of Charlotte Corday. The author has carefully studied her authorities, and taken pains to distinguish fact from fiction, for fiction, it need hardly be said, has mixed itself plentifully with the story of Charlotte Corday. Miss van Alstine has been able to add to this story several genuine details that greatly heighten its effect."—*Spectator*.

EDWARD L. ANDERSON.

How to Ride and School a Horse, with a System of Horse Gymnastics. Fourth Edition, revised and corrected, crown 8vo, 2s. 6d.

"An admirable practical manual of riding."—*Scotsman*.

"The book deserves perusal by all who have dealings with horses."—*Birmingham Gazette*.

"Though practice is of course essential, it is equally necessary that the practice should be guided by some principle, and the aspirant who adopts the methods explained and recommended by Mr Anderson is not likely to regret his choice of an instructor."—*Morning Post*.

D. T. ANSTED and R. G. LATHAM.

The Channel Islands. Revised and Edited by E. Toulmin Nicolle. Third Edition, profusely illustrated, crown 8vo, 7s. 6d.

"A useful and entertaining book. The work is well done, and to those who have not even paid a flying visit to this beautiful group it is calculated to cause a strong desire to explore and enjoy its attractions."—*Daily Chronicle*.

"We are extremely glad to see a new edition of this fascinating work. . . . All who know the Channel Islands should read this admirable book; and many who read the book will certainly not rest until they know the Channel Islands."—*Black and White*.

PROFESSOR D. T. ANSTED.

Water, and Water Supply. Chiefly with reference to the British Islands. With Maps, 8vo, 18s.

Towns and their water-supply is becoming a clamant grievance.

Any Bookseller at Home and Abroad.

Missing Page

Missing Page

MONSEIGNEUR BESSON.

Frederick Francis Xavier de Merode, Minister and Almoner to Pius IX. His Life and Works. Translated by Lady Herbert. Crown 8vo, 7s. 6d.

"The book is most interesting, not only to Catholics, but to all who care for adventurous lives and also to historical inquirers. De Merode's career as an officer of the Belgian army, as a volunteer in Algeria with the French, and afterwards at the Papal Court, is described with much spirit by MONSEIGNEUR BESSON, and Bishop of Nîmes, who is the author of the original work. The book, which is now translated, was written with permission of the present Pope, and is, of course, a work agreeable to the authorities of the Vatican, but at the same time its tone leaves nothing to be desired by those who are members of the communions."—*Athenæum*.

SIR GEORGE BIRDWOOD, M.D., K.C.I.E., &c.

Report on the Old Records of the India Office, with Maps and Illustrations. Royal 8vo, 12s. 6d.

"No one knows better than Sir George Birdwood how to make 'a bare and short-hand' index of documents attractive, instructive and entertaining, by means of the notes and elucidatory comments which he supplies so liberally, and so pleasantly withal, from his own inexhaustible stores of information concerning the early relations of India with Europe."—*Times*.

"The wonderful story (of the rise of the British Indian Empire) has never been better told. . . . A better piece of work is very rarely met with."—*The Anti-Jacobin*.

"Official publications have not as a rule any general interest; but as there are 'fagots and fagots' so there are reports and reports, and Sir George Birdwood's Report on the Old Records of the India Office is one of the most interesting that could be read."—*Journal des Débats*.

HENRY BLACKBURN, Editor of "Academy Notes."

The Art of Illustration. A Popular Treatise on Drawing for the Press. Description of the Processes, &c. Second edition. With 95 Illustrations by Sir John Gilbert, R.A., H. S. Marks, R.A., G. D. Leslie, R.A., Sir John Millais, R.A., Walter Crane, R. W. Macbeth, A.R.A., G. H. Boughton, A.R.A., H. Railton, Alfred East, Hume Nisbet, and other well-known Artists. 7s. 6d.

A capital handbook for Students.

"We thoroughly commend his book to all whom it may concern, and chiefly to the proprietors of the popular journals and magazines which, for cheapness rather than for art's sake, employ any of the numerous processes which are now in vogue."—*Athenæum*.

"Let us conclude with one of the axioms in a fascinating volume: 'Be an artist first, and an illustrator afterwards.'"—*Spectator*.

"The Art of Illustration' is a brightly written account, by a man who has had large experience of the ways in which books and newspapers are illustrated nowadays. . . . As a collection of typical illustrations by artists of the day, Mr Blackburn's book is very attractive."—*The Times*.

"Mr Blackburn explains the processes—line, half-tone, and so forth—exemplifying each by the drawings of artists more or less skilled in the modern work of illustration. They are well chosen as a whole, to show the possibilities of process work in trained hands."—*Saturday Review*.

"Mr Blackburn's volume should be very welcome to artists, editors, and publishers."—*The Artist*.

"A most useful book."—*Studio*.

For the Reduced Prices apply to

E. BONAVIA, M.D., Brigade-Surgeon, Indian Medical Service.

The Cultivated Oranges and Lemons of India and Ceylon. Demy 8vo, with oblong Atlas volume of Plates, 2 vols., 30s.

"The amount of labour and research that Dr Bonavia must have expended on these volumes would be very difficult to estimate, and it is to be hoped that he will be repaid, to some extent at least, by the recognition of his work by those who are interested in promoting the internal industries of India."—*Home News*.

"Dr Bonavia seems to have so thoroughly exhausted research into the why and wherefore of oranges and lemons, that there can be but little left for the most enthusiastic admirer of this delicious fruit to find out about it. Pluoging into Dr Bonavia's pages we are at once astonished at the variety of his subject and the wide field there is for research in an everyday topic. Dr Bonavia has given a very full appendix, in which may be found a few excellent recipes for confitures made from oranges and lemons."—*The Pioneer*.

R. BRAITHWAITE, M.D., F.L.S., &c.

The Sphagnacæ, or Peat Mosses of Europe and North America.

Illustrated with 29 plates, coloured by hand, imp. 8vo, 25s.

"All muscologists will be delighted to hail the appearance of this important work . . . Never before has our native moss-flora been so carefully figured and described, and that by an acknowledged authority on the subject."—*Science Gossip*.

"Mosses, perhaps, receive about as little attention from botanists as any class of plants, and considering how admirably mosses lend themselves to the collector's purposes, this is very remarkable. Something may be due to the minuteness of the size of many of the species, and something perhaps to the difficulties inherent in the systematic treatment of these plants; but we fancy the chief cause of comparative neglect with which they are treated is to be sought in the want of a good illustrated English treatise upon them. In the work which is now before us, Dr Braithwaite aims at placing the British mosses on the same vantage-ground as the more favoured classes of the vegetable kingdom; and judging from the sample lately issued, he will succeed in his endeavours."—*Popular Science Review*.

"TOM BOWLING."

Book of Knots (The). Illustrated by 172 Examples, showing the manner of making every Knot, Tie, and Splice. By "TOM BOWLING." Third Edition. Crown 8vo, 2s. 6d.

Edited by JAMES BURROWS.

Byron Birthday Book. 16mo, cloth, gilt edges, 2s. 6d.

A handsome book.

B. CARRINGTON, M.D., F.R.S.

British Hepaticæ. Containing Descriptions and Figures of the Native Species of *Jungermannia*, *Marchantia*, and *Anthoceros*. With plates coloured by hand. Imp. 8vo, Parts 1 to 4, all published per set, 15s.

S. WELLS WILLIAMS, LL.D., Professor of the Chinese Language and Literature at Yale College.

China—The Middle Kingdom. A Survey of the Geography, Government, Literature, Social Life, Arts, and History of the Chinese Empire and its Inhabitants. Revised Edition, with 74 Illustrations and a New Map of the Empire. 2 vols., demy 8vo, 42s.

"The work now before us is second to none in thoroughness, comprehensiveness, and all the tokens of accuracy of which an 'outside barbarian' can take cognisance."—*A. P. PEABODY*.

Any Bookseller at Home and Abroad.

SURGEON-MAJOR L. A. WADDELL, M.B.

The Buddhism of Tibet. With its Mystic Cults, Symbolism, and Mythology, and in its relation to Indian Buddhism, with over 200 Illustrations. Demy 8vo, 600 pp., 31s. 6d.

SYNOPSIS OF CONTENTS:—Introductory. *Historical*—Changes in Primitive Buddhism leading to Lamaism—Rise, Development, and Spread of Lamaism—The Sects of Lamaism. *Doctrinal*—Metaphysical Sources of the Doctrine—The Doctrine and its Morality—Scriptures and Literature. *Monastic*—The Order of Lamas—Daily Life and Routine—Hierarchy and Reincarnate Lamas. *Buildings*—Monasteries—Temples and Cathedral—Shrines (and Relics and Pilgrims). *Mythology and Gods*—Pantheon and Images—Sacred Symbols and Charms. *Ritual and Sorcery*—Worship and Ritual—Astrology and Divination—Sorcery and Necromancy. *Festivals and Plays*—Festivals and Holidays—Mystic Plays and Masquerades and Sacred Plays. *Popular Lamaism*—Domestic and Popular Lamaism. *Appendices*—Chronological Table—Bibliography—Index.

“By far the most important mass of original materials contributed to this recondite study.”—*The Times*.

“Dr Waddell deals with the whole subject in a most exhaustive manner, and gives a clear insight into the structure, prominent features, and cults of the system; and to disentangle the early history of Lamaism from the chaotic growth of fable which has invested it, most of the chief internal movements of Lamaism are now for the first time presented in an intelligible and systematic form. The work is a valuable addition to the long series that have preceded it, and is enriched by numerous illustrations, mostly from originals brought from Lhasa, and from photographs by the author, while it is fully indexed, and is provided with a chronological table and bibliography.”—*Liverpool Courier*.

“A book of exceptional interest.”—*Glasgow Herald*.

“A learned and elaborate work, likely for some time to come to be a source of reference to all who seek information about Lamaism. . . . In the appendix will be found a chronological table of Tibetan events, and a bibliography of the best literature bearing on Lamaism. There is also an excellent index, and the numerous illustrations are certainly one of the distinctive features of the book.”—*Morning Post*.

“Cannot fail to arouse the liveliest interest. The author of this excellently produced, handsomely illustrated volume of nearly six hundred pages has evidently spared no pains in prosecuting his studies. . . . The book is one of exceptional value, and will attract all those readers who take an interest in the old religions of the far East.”—*Publishers' Circular*.

“The author is one of few Europeans who have entered the territory of the Grand Lama, and spent several years in studying the actualities of Lamaism as explained by Lamas. A Lamaist temple with its fittings was purchased, and the officiating priests explained in full detail the symbolism and the rites as they proceeded. Other temples and monasteries were visited and Lamas employed for copying manuscripts, and searching for texts bearing upon the author's researches. Enjoying special facilities for penetrating the reserve of Tibetan ritual, and obtaining direct from Lhasa and Tashi-lhunpo most of the objects and explanatory material needed, much information has been obtained on Lamaist theory and practice which is altogether new.”

“The internal developments and movements of Lamaism are now for the first time presented in an intelligible and systematic form. Details of the principal rites, mystic and other deep-rooted demon worship and dark sorcery, the religious Plays and Festivals, are given fully.”

With numerous illustrations from originals brought from Lhasa,
and from photographs by the author.

For the Reduced Prices apply to

M. C. COOKE, M.A., LL.D.

** For fuller notices of Dr Cooke's works see under Scientific, pp. 29, 30.

The British Fungi: A Plain and Easy Account of. With Coloured Plates of 40 Species. Fifth Edition, Revised, crown 8vo, 6s.

Rust, Smut, Mildew, and Mould. An Introduction to the Study of Microscopic Fungi. Illustrated with 269 Coloured Figures by J. E. Sowerby. Fifth Edition, Revised and Enlarged, with Appendix of New Species. Crown 8vo, 6s.

Handbook of British Hepaticæ. Containing Descriptions and Figures of the Indigenous Species of Marchantia, Jungermannia, Riccia, and Anthoceros, illustrated. Crown 8vo, 6s.

Our Reptiles and Batrachians. A Plain and Easy Account of the Lizards, Snakes, Newts, Toads, Frogs, and Tortoises indigenous to Great Britain. New and Revised Edition. With **Original Coloured Pictures of every species, and numerous woodcuts**, crown 8vo, 6s.

F. C. DANVERS.

Report to the Secretary of State for India in Council on the Portuguese Records relating to the East Indies, contained in the Archivo da Torre de Tombo, and the Public Libraries at Lisbon and Evora. Royal 8vo, sewed, 6s. net.

REV. A. J. D. D'ORSEY, B.D., K.C., P.O.C.

Portuguese Discoveries, Dependencies, and Missions in Asia and Africa, with Maps. Crown 8vo, 7s. 6d.

CONTENTS.

Book I.

Introductory.
The Portuguese in Europe and Asia.
Portugal and the Portuguese.
Portuguese Discoveries in the Fifteenth Century.
Portuguese Conquests of India in the Sixteenth Century.
The Portuguese Empire in the Sixteenth Century.

Book II.

The Portuguese Missions in Southern India.
Early History of the Church in India.
First Meeting of the Portuguese with the Syrians.
Pioneers of the Portuguese Missions.
The Rise of the Jesuits.
The Jesuits in Portugal.
St Francis Xavier's Mission in India.
Subsequent Missions in the Sixteenth Century.

Book III.

The Subjugation of the Syrian Church.
Roman Claim of Supremacy.
First Attempt, by the Franciscans.
Second Attempt, by the Jesuits.
The Struggle against Rome.

Book III.—continued

The Archbishop of Goa.
The Synod of Diamper.
The Triumph of Rome.

Book IV.

Subsequent Missions in Southern India, with special reference to the Syrians.
Radiation of Mission of Goa.
The Madura Mission.
Portuguese Missions in the Carnatic.
Syrian Christians in the Seventeenth Century.
Syrian Christians in the Eighteenth Century.

Book V.

The Portuguese Missions, with special reference to Modern Missionary efforts in South India.
The First Protestant Mission in South India.
English Missions to the Syrians 1806-16.
English Missions and the Syrian Christians.
The Disruption and its Results.
Present State of the Syrian Christians.
The Revival of the Romish Missions in India.

Any Bookseller at Home and Abroad.

C. L. EASTLAKE.

Notes on the Principal Pictures in the Royal Gallery at Venice.
Crown 8vo, 3s. 6d.

VERY REV. FREDERICK W. FARRAR, D.D., F.R.S.
(Archdeacon of Westminster).

Words of Truth and Wisdom, by Very Rev. Frederick W. Farrar,
D.D., F.R.S. Crown 8vo, gilt top, 5s.

CONTENTS.

| | | |
|---|--------------------------------------|---------------------------------------|
| Christian Statesmanship. | The Conquest over Temptation. | The Monks. |
| Legislative Duties. | Too Late. | The Early Franciscans. |
| The Use of Gifts and Opportunities. | The Souls of the Departed. | The Hermits. |
| The Brotherhood of Man. | What Heaven is. | The Missionaries. |
| Energy of Christian Service. | No Discharge in the War against Sin. | The Martyrs. |
| Christianity and the Human Race. | The Dead which die in the Lord. | Seneca. |
| Christianity and Individual. | The Resurrection of the Dead. | Seneca and St Paul. |
| The Victories of Christianity. | The Blighted Life. | Gallio and St Paul. |
| The Christian Remedy against the Frailties of Life. | Wisdom and Knowledge. | Roman Society in the days of St Paul. |
| Prayer, the Antidote of Sorrow. | The Voice of History. | Sanskrit. |
| | | Greek and Hebrew. |
| | | Aryan Migrations. |
| | | Words. |

"In theological views he might be described as standing between the Evangelical party and the Broad Church; but his knowledge, coloured by a poetic temperament, his superabundant fertility, and eloquent luxuriance of style, have gained for him a unique position in the theological thought of the last twenty years."—*Celebrities of the Century.*

GENERAL GORDON, C.B.

Events in the Taeping Rebellion, being Reprints of MSS. copied by General Gordon, C.B., in his own handwriting; with Monograph, Introduction, and Notes, by A. Egmont Haké, Author of "The Story of Chinese Gordon." With Portrait and Map, demy 8vo, 18s.

"The publication of this volume completes what may be called the personal narrative of General Gordon's eventful life told in his own words."—*Manchester Guardian.*

"There is no doubt that a wide circle of readers will like to read the story in the very words of the gallant leader of the 'Ever Victorious Army.'"—*Daily Graphic.*

A handy book of reference.

Companion to the Writing Desk; or, How to Address, Begin, and End Letters to Titled and Official Personages. Together with a Table of Precedence, copious List of Abbreviations, Rules for Composition and Punctuation, Instructions on Preparing for the Press, &c. 32mo, 1s.

A useful manual which should be in every office.

BARON CUVIER.

The Animal Kingdom, with considerable Additions by W. B. Carpenter, M.D., F.R.S., and J. O. Westwood, F.L.S. New Edition, Illustrated with 500 Engravings on Wood and 36 Coloured Plates, imp. 8vo, 21s.

For the Reduced Prices apply to

M. GRIFFITH.

India's Princes, short Life Sketches of the Native Rulers of India, with 47 full-page Illustrations. Demy 4to, gilt top, 21s.

The contents are arranged in the following order:—THE PUNJAB—H.H. The Maharaja of Cashmere, H.H. The Maharaja of Patiala, H.H. The Maharaja of Kapurthalla. RAJPUTANA—The Maharaja of Oudipur, The Maharaja of Jeypore, The Maharaja of Jodhpur, The Maharaja of Uwar, The Maharaja of Bhurtpur. CENTRAL INDIA—H.H. The Maharaja Holkar of Indore, H.H. The Maharaja Seindia of Gwalior, H.H. The Begum of Bhopal. THE BOMBAY PRESIDENCY—H.H. The Gaikwar of Baroda, H.H. The Rao of Cutch, H.H. The Raja of Kolhapur, H.H. The Nawab of Junaghad, H.H. The Thakore Sahib of Bhavnagar, H.H. The Thakore Sahib of Dhanganadra, H.H. The Thakore Sahib of Morvi, H.H. The Thakore Sahib of Gondal. SOUTHERN INDIA—H.H. The Nizam of Hyderabad, H.H. The Maharaja of Mysore, H.H. The Maharaja of Travancore, &c.

"A handsome volume, containing a series of photographic portraits and local views with accompanying letterpress, giving biographical and political details, carefully compiled and attractively presented."—*Times*.

GEORGE GRESSWELL.

The Diseases and Disorders of the Ox. Second Edition, demy 8vo, 7s. 6d.

"This is perhaps one of the best of the popular books on the subject which has been published in recent years, and demonstrates in a most unmistakable manner the great advance that has been made in Bovine and Ovine Pathology since the days of Youatt. . . . To medical men who desire to know something of the disorders of such an important animal—speaking hygienically—as the Ox, the work can be recommended."—*The Lancet*.

C. HAMILTON.

Hedaya or Guide, a Commentary on the Mussulman Laws. Second Edition, with Preface and Index by S. G. Grady, 8vo, 35s.

The great Law-Book of India, and one of the most important monuments of Mussulman legislation in existence.

"A work of very high authority in all Moslem countries. It discusses most of the subjects mentioned in the Koran and Sunna."—MILL'S Mohammedanism.

"A valuable work."—ALLIBONE.

JOSEPH HAYDN.

Book of Dignities, containing lists of the Official Personages of the British Empire, Civil, Diplomatic, Heraldic, Judicial, Ecclesiastical, Municipal, Naval, and Military, from the Earliest Periods to the Present Time, together with the Sovereigns and Rulers of the World from the Foundation of their respective States;—the Orders of Knighthood of the United Kingdom and India, and numerous other lists. Founded on Beatson's "Political Index" (1806). Remodelled and brought down to 1851 by the late Joseph Haydn. Continued to the Present Time, with numerous additional lists, and an Index to the entire Work, by Horace Ockerby, Solicitor of the Supreme Court. Demy 8vo, 25s.

"The most complete official directory in existence, containing about 1,300 different lists."—*Times*.

"The value of such a book can hardly be overrated."—*Saturday Review*.

"A perfect monument of patient labour and research, and invaluable for many purposes of reference."—*Truth*.

"This valuable work has cost its editor, Mr Horace Ockerby, a great deal of labour, and does infinite credit to his research and industry."—*World*.

Any Bookseller at Home and Abroad.

Rev. H. R. HAWEIS, M.A., Author of "Music and Morals."

Sir Morell Mackenzie, Physician and Operator, a Memoir, compiled and edited from Private Papers and Personal Reminiscences. New Edition, with Portrait and copy of Autograph Letter from the Queen, crown 8vo, 3s. 6d.

CONTENTS.

| | | |
|----------------------|---------------------|------------------|
| Family Tree. | Private Practice. | The Respite. |
| Surroundings. | Leisure Hours. | The Last Voyage. |
| Boyhood. | The Emperor. | Last Glimpses. |
| A Voestation. | The German Doctors. | The End. |
| The Throat Hospital. | The Book. | |

"Mr Haweis writes not only fearlessly, but with remarkable freshness and vigour. He is occasionally eloquent, and even pathetic. In all that he says we perceive a transparent honesty and singleness of purpose."—*Saturday Review*.

"A deeply interesting hook, and one which challenges in a most striking and fearless manner the stern verdict which Sir Morell's own profession so generally passed upon his conduct before and after the death of his illustrious patient the Emperor. . . The volume is full of absolutely interesting details, many among them new."—*Daily Telegraph*.

HOWARD HENSMAN, Special Correspondent of the "Pioneer" (Allahabad) and the "Daily News" (London).

The Afghan War, 1879-80. Being a complete Narrative of the Capture of Cabul, the Siege of Sherpur, the Battle of Ahmed Khel, the March to Candahar, and the defeat of Ayub Khan. With Maps, demy 8vo, 21s.

"Sir Frederick Roberts says of the letters here published in a collected form that 'nothing could be more accurate or graphic.' As to accuracy no one can be a more competent judge than Sir Frederick, and his testimony stamps the book before us as constituting especially trustworthy material for history. Of much that he relates Mr Hensman was an eye-witness; of the rest he was informed by eye-witnesses immediately after the occurrence of the events recorded. There could, therefore, be little doubt as to the facts mentioned. Credibility might be concurrent with incorrect deductions, but we are assured by Sir Frederick Roberts that Mr Hensman's accuracy is complete in all respects. Mr Hensman enjoyed singular advantages during the first part of the war, for he was the only special correspondent who accompanied the force which marched out of Ali Kheyl in September 1879. One of the most interesting portions of the book is that which describes the march of Sir Frederick Roberts from Cabul to Candahar. The description of the Msiwand disaster is given with combined clearness, simplicity, and power, and will be read with the utmost interest. Indeed, the book is in every respect interesting and well written, and reflects the greatest credit on the author."—*Athenæum*.

SIR JOHN F. W. HERSCHEL, Bart., K.H., &c., Member of the Institute of France, &c.

Popular Lectures on Scientific Subjects. New Edition, crown 8vo, 6s.

"We are reminded of the rapid progress made by science within the last quarter of a century by the publication of a new edition of Sir John Herschel's *Popular Lectures on Scientific Subjects*. In 1861, spectrum analysis, as applied to the heavenly bodies, was referred to as a possibility; now it is not only an accomplished fact, but the analysis of the gases contained in the sun has led to the discovery of one of them, helium, upon the earth. Some of the lectures, such as that on light, are practically popular treatises on the particular subject to which they refer, and can be read with advantage even by advanced students."—*The Westminster Review*.

For the Reduced Prices apply to

REV. T. P. HUGHES.

Dictionary of Islam. Being a Cyclopaedia of the Doctrines, Rites, Ceremonies, and Customs, together with the Technical and Theological Terms of the Muhammadan Religion. With numerous Illustrations, royal 8vo, £2. 2s.

"Such a work as this has long been needed, and it would be hard to find any one better qualified to prepare it than Mr Hughes. His 'Notes on Muhammadanism,' of which two editions have appeared, have proved decidedly useful to students of Islam, especially in India, and his long familiarity with the tenets and customs of Moslems has placed him in the best possible position for deciding what is necessary and what superfluous in a 'Dictionary of Islam.' His usual method is to bogio an article with the text in the Koran relating to the subject, then to add the traditions bearing upon it, and to conclude with the comments of the Mohammedan scholiasts and the criticisms of Western scholars. Such a method, while involving an infinity of labour, produces the best results in point of accuracy and comprehensiveness. The difficult task of compiling a dictionary of so vast a subject as Islam, with its many sects, its saints, khalifs, ascetics, and dervishes, its festivals, ritual, and sacred places, the dress, manners, and customs of its professors, its commentators, technical terms, science of tradition and interpretation, its superstitions, magic, and astrology, its theoretical doctrines and actual practices, has been accomplished with singular success; and the dictionary will have its place among the standard works of reference in every library that professes to take account of the religion which governs the lives of forty millions of the Queen's subjects. The articles on 'Marriage,' 'Women,' 'Wives,' 'Slavery,' 'Tradition,' 'Sufi,' 'Muhammad,' 'Da'wah' or Incantation, 'Burial,' and 'God,' are especially admirable. Two articles deserve special notice. One is an elaborate account of Arabic 'Writing' by Dr Steingass, which contains a vast quantity of useful matter, and is well illustrated by woodcuts of the chief varieties of Arabic script. The other article to which we refer with special emphasis is Mr F. Pineott on 'Sikhism.' There is something on nearly every page of the dictionary that will interest and instruct the students of Eastern religion, manners, and customs."—*Athenæum*.

Dictionary of Muhammadan Theology.

Notes on Muhammadanism, by Rev. T. P. Hughes. Third Edition, revised and enlarged. Fcap. 8vo, 6s.

"Altogether an admirable little book. It combines two excellent qualities, abundance of facts and lack of theories. . . . On every one of the numerous heads (over fifty) into which the book is divided, Mr Hughes furnishes a large amount of very valuable information, which it would be exceedingly difficult to collect from even a large library of works on the subject. The book might well be called a 'Dictionary of Muhammadan Theology,' for we know of no English work which combines a methodical arrangement (and consequently facility of reference) with fulness of information in so high a degree as the little volume before us."—*The Academy*.

"It contains *multum in parvo*, and is about the best outlines of the tenets of the Muslim faith which we have seen. It has, moreover, the rare merit of being accurate; and, although it contains a few passages which we would gladly see expunged, it cannot fail to be useful to all Government employés who have to deal with Muhammadans; whilst to missionaries it will be invaluable."—*The Times of India*.

"It is manifest throughout the work that we have before us the opinions of one thoroughly conversant with the subject, and who is uttering no random notions. . . . We strongly recommend 'Notes on Muhammadanism.' Our clergy especially, even though they are not missionaries, and have no intention of labouring amongst Muhammadans, or consorting with them, ought to have at least as much knowledge of the system as can be most readily acquired, with a very little careful study, from this useful treatise."—*The Record*.

SIR W. HUNTER.

Bengal MS. Records. A Selected List of Letters in the Board of Revenue, Calcutta, 1782-1807, with an Historical Dissertation and Analytical Index. 4 vols., demy 8vo, 30s.

A Statistical Account of Bengal. 20 vols., demy 8vo, £6.

Any Bookseller at Home and Abroad.

J. HUNTER, late Hon. Sec. of the British Bee-keepers' Association.

A Manual of Bee-keeping. Containing Practical Information for Rational and Profitable Methods of Bee Management. Full Instructions on Stimulative Feeding, Ligurianising and Queen-raising, with descriptions of the American Comb Foundation, Sectional Supers, and the best Hives and Apiarian Appliances on all Systems. Fourth Edition, with Illustrations, crown 8vo, 3s. 6d.

"We are indebted to Mr J. Hunter, Honorary Secretary of the British Bee-keepers' Association. His Manual of Bee-keeping, just published, is full to the very brim of choice and practical hints fully up to the most advanced stages of Apiarian Science, and its perusal has afforded us so much pleasure that we have drawn somewhat largely from it for the benefit of our readers."—*Bee-keepers' Magazine (New York)*.

"It is profusely illustrated with engravings, which are almost always inserted for their utility. . . . There is an old saying that 'easy writing is hard reading,' but we will not say thus much of Mr Hunter's book, which, taken as a whole, is perhaps the most generally useful of any now published in this country."—*The Field*.

MAJOR LEIGH HUNT, Madras Army, and ALEX. S. KENNY, M.R.C.S.E., A.K.C., Senior Demonstrator of Anatomy at King's College, London.

On Duty under a Tropical Sun. Being some Practical Suggestions for the Maintenance of Health and Bodily Comfort, and the Treatment of Simple Diseases; with remarks on Clothing and Equipment. Second Edition, crown 8vo, 4s.

"This little book is devoted to the description and treatment of many tropical diseases and minor emergencies, supplemented by some useful hints on diet, clothing, and equipment for travellers in tropical climates. The issue of a third edition proves that the book has hitherto been successful. On the whole we can commend the hints which have been given for the treatment of various diseases, but in some places much has been left to the knowledge of the reader in the selection and application of a remedy."—*Scottish Geographical Magazine*.

"Is written more especially for the rougher sex, and is only less important than 'Tropical Trials' because it has had many more predecessors. It is now in a third edition, and contains practical suggestions for the maintenance of health and bodily comfort, as well as the treatment of simple diseases, with useful remarks on clothing and equipment for the guidance of travellers abroad."—*Daily Telegraph*.

Tropical Trials. A Handbook for Women in the Tropics. Crown 8vo, 7s. 6d.

"Is a valuable handbook for women in the East, and, we are glad to see, now in its second edition. It does not treat theoretically of the maladies incidental to Europeans in hot climates, or go deeply into those matters which properly belong to the experienced doctor, but it gives plain, wholesome advice on matters of health, which, were it scrupulously followed, it is not too much to say would add fifty per cent. to the enjoyment of our countrywomen abroad. She could scarcely have a better guide as to what to do and what not to do than this excellent handbook, which deserves to be included in every woman's foreign outfit."—*Daily Telegraph*.

JOHN H. INGRAM.

The Haunted Homes and Family Traditions of Great Britain. Illustrated. Crown 8vo, 7s. 6d.

Epitomised in One Volume by R. O'BYRNE, F.R.G.S., &c.

James' Naval History. A Narrative of the Naval Battles, Single Ship Actions, Notable Sieges, and Dashing Cutting-out Expeditions, fought in the days of Howe, Hood, Duncan, St Vincent, Bridport, Nelson, Camperdown, Exmouth, Duckworth, and Sir Sydney Smith. Crown 8vo, 5s.

For the Reduced Prices apply to

MRS GRACE JOHNSON, Silver Metallist Cookery, Exhibition.

Anglo-Indian and Oriental Cookery. Crown 8vo, 3s. 6d.

"Overflows with all sorts of delicious and economical recipes."—*Pall Mall Budget*.

"Housewives and professors of the gentle art of cookery who deplore the dearth of dainty dishes will find a veritable gold mine in Mrs Johnson's book."—*Pall Mall Gazette*.

Appeals to us from a totally original standpoint. She has thoroughly and completely investigated native and Anglo-Indian cuisines, and brought away the very best specimens of their art. Her pillau and kedgree are perfect, in our opinion; and enriees are scientifically classed and explained, and some of the daintiest recipes we have ever seen are given, but the puddings particularly struck our fancy. Puddings as a rule are so nasty! The pudding that is nourishing is hideously insipid, and of the smart pudding it may truly be said that its warp is dyspepsia, and its woof indigestion. Mrs Johnson's puddings are both good to taste and pretty to look at, and the names of some of her native dishes would brighten any menu.

H. G. KEENE, C.I.E., B.C.S., M.R.A.S., &c.

History of India. From the Earliest Times to the Present Day. For the use of Students and Colleges. 2 vols, with Maps. Crown 8vo, 16s.

"The main merit of Mr Keene's performance lies in the fact that he has assimilated all the authorities, and has been careful to bring his book down to date. He has been careful in research, and has availed himself of the most recent materials. He is well known as the author of other works on Indian history, and his capacity for his self-imposed task will not be questioned. We must content ourselves with this brief testimony to the labour and skill bestowed by him upon a subject of vast interest and importance. Excellent proportion is preserved in dealing with the various episodes, and the style is clear and graphic. The volumes are supplied with many useful maps, and the appendix include notes on Indian law and on recent books about India."—*Globe*.

"Mr Keene has the admirable element of fairness in dealing with the succession of great questions that pass over his pages, and he wisely devotes a full half of his work to the present century. The appearance of such a book, and of every such book, upon India is to be hailed at present. A fair-minded presentment of Indian history like that contained in Mr Keene's two volumes is at this moment peculiarly welcome."—*Times*.

An Oriental Biographical Dictionary. Founded on Materials collected by the late Thomas William Beale. New Edition, revised and enlarged, royal 8vo, 28s.

"A complete biographical dictionary for a country like India, which in its long history has produced a profusion of great men, would be a vast undertaking. The suggestion here made only indicates the line on which the dictionary, at some future time, could be almost indefinitely extended, and rendered still more valuable as a work of reference. Great care has evidently been taken to secure the accuracy of all that has been included in the work, and that is of far more importance than mere bulk. The dictionary can be commended as trustworthy, and reflects much credit on Mr Keene. Several interesting lists of rulers are given under the various founders of dynasties."—*India*.

The Fall of the Moghul Empire. From the Death of Aurungzeb to the Overthrow of the Mahratta Power. A New Edition, with Corrections and Additions, with Map, crown 8vo, 7s. 6d.

This work fills up a blank between the ending of Elphinstone's and the commencement of Thornton's Histories.

Fifty-Seven. Some Account of the Administration of Indian Districts during the Revolt of the Bengal Army. Demy 8vo, 6s.

Any Bookseller at Home and Abroad.

DR TALBOTT, and others.

Keble College Sermons. Second Series, 1877-1888, crown 8vo, 6s.

"To those who desire earnest, practical, and orthodox doctrine in the form of short addresses, these sermons will be most acceptable; and their lofty tone, their eloquent wording, and the thorough manliness of their character, will commend them to a wide circle of readers."—*Morning Post*.

"Dr Talbot has a second time thoughtfully placed on public record some of the lessons which were taught during his Wardenship in *Sermons preached in the Chapel of Keble College, Oxford*, 1877-1888. The sermons are fresh and vigorous in tone, and evidently come from preachers who were thoroughly in touch with their youthful audience, and who generally with much acuteness and skill grappled with the spiritual and intellectual difficulties besetting nowadays the University career."—*Church Times*.

G. H. KINAHAN.

A Handy Book of Rock Names. Fcap. 8vo, 4s.

"This will prove, we do not doubt, a very useful little book to all practical geologists, and also to the reading student of rocks. When a difficulty is incurred as to a species of deposit, it will soon vanish. Mr Kinahan's little book will soon make it all clear. The work is divided into three parts. The first is a classified table of rocks, the second part treats of the *Ingenite* rocks, and the third part deals with those rocks which are styled *Derivate*. Dana's termination of *yte* has been most generally used by the author, but he has also given the *ite* terminations for those that like them. The book will be purchased, for it must be had, by every geologist; and as its size is small, it will form a convenient pocket companion for the man who works over field and quarry."—*Popular Science Review*.

REV. F. G. LEE, D.D. (*Vicar of All Saints', Lambeth*);

The Church under Queen Elizabeth. An Historical Sketch. By Rev.

F. G. Lee, D.D. (*Vicar of All Saints', Lambeth*). Second Edition. Crown 8vo, 7s. 6d.

"There is the same picturesqueness of detail, the same vigorous denunciation, the same graphic power, which made the earlier book pleasant reading even to many who disagree heartily with its tone and object. . . . Dr Lee's strength lies in very graphic description."—*Notes and Queries*.

"This is, in many ways, a remarkably fine book. That it is powerfully written no one acquainted with Dr Lee's vigorous style would for a moment dispute."—*Morning Post*.

"Presenting a painful picture of the degradation into which the Church had sunk in Elizabeth's reign."—*Daily Telegraph*.

Sights and Shadows. Being Examples of the Supernatural. New

Edition. With a Preface addressed to the Critics. Crown 8vo, 6s.

"This work will be especially interesting to students of the supernatural, and their name is legion at the present moment: It deals with more than one branch of what is commonly known as spiritualism. The introduction gives a brief resumé of various forms of magic and divination which have obtained credence in all ages, and later on we find well-authenticated accounts of apparitions, supernatural warnings, hypnotic experiments, and miracles of healing. Mr Lee evidently believes that 'there are more things in heaven and earth than are dreamt of in our philosophy,' and few sane people will disagree with him, though they may not be inclined to accept all his opinions and assertions as they stand."—*Lady*.

"Here we have ghostly stories galore, which believers in supernatural visitations will welcome as upholders of the faith that is in them. Dr Lee is a hard hitter and a vigorous controversialist, with a righteous contempt for your Darwins and Stuart Mills, and such like folk, and is not above suggesting that some of them have a decided worship of the god Self. As for 'the pompous jargon and silly cynicism which so many public scribes again and again make use of to throw discredit upon any phase of the supernatural,' I have nothing to say. They can take care of themselves. This much I know, that 'Sights and Shadows' gives one an eerie feeling as midnight approaches and the fire flickers on the hearth."—*Gentlewoman*.

For the Reduced Prices apply to

COL. G. B. MALLESON.

History of the French in India. From the Founding of Pondicherry in 1674, to the Capture of that place in 1761. New and Revised Edition, with Maps. Demy 8vo, 16s.

"Colonel Malleeson has produced a volume alike attractive to the general reader and valuable for its new matter to the special student. It is not too much to say that now, for the first time, we are furnished with a faithful narrative of that portion of European enterprise in India which turns upon the contest waged by the East India Company against French influence, and especially against Duplex."—*Edinburgh Review*.

"It is pleasant to contrast the work now before us with the writer's first bold plunge into historical composition, which splashed every one within his reach. He swims now with a steady stroke, and there is no fear of his sinking. With a keener insight into human character, and a larger understanding of the sources of human action, he combines all the power of animated recital which invested his earlier narratives with popularity."—*Portnightly Review*.

"The author has had the advantage of consulting the French archives, and his volume forms a useful supplement to Orme."—*Athenæum*.

Final French Struggles in India and on the Indian Seas. New Edition. Crown 8vo, 6s.

"How India escaped from the government of prefects and sub-prefects to fall under that of commissioners and deputy-commissioners; why the Penal Code of Lord Macanlay reigns supreme instead of a Code Napoleon; why we are not looking on helplessly from Madras, Karikal, and Pondicherry, while the French are roving all over Madras, and spending millions of francs in attempting to cultivate the slopes of the Neigherries, may be learnt from this modest volume. Colonel Malleeson is always painstaking, and generally accurate; his style is transparent, and he never loses sight of the purpose with which he commenced to write."—*Saturday Review*.

"A book dealing with such a period of our history in the East, besides being interesting, contains many lessons. It is written in a style that will be popular with general readers."—*Athenæum*.

"It strikes one as the best thing he has yet done. Searching, yet easy, his pen goes with unflagging power through the military wonders of a hundred years, connecting the accounts of battles by a sufficient historic thread."—*Academy*.

History of Afghanistan, from the Earliest Period to the Outbreak of the War of 1878, with map, demy 8vo, 18s.

"The name of Colonel Malleeson on the title-page of any historical work in relation to India or the neighbouring States is a satisfactory guarantee both for the accuracy of the facts and the brilliancy of the narrative. The author may be complimented upon having written a History of Afghanistan which is likely to become a work of standard authority."—*Scotsman*.

The Battle-Fields of Germany, from the Outbreak of the Thirty Years' War to the Battle of Blenheim, with maps and one plan, demy 8vo, 16s.

"Colonel Malleeson has shown a grasp of his subject, and a power of vivifying the confused passages of battle, in which it would be impossible to name any living writer as his equal. In imbuing these almost forgotten battle-fields with fresh interest and reality for the English reader, he is re-opening one of the most important chapters of European History, which no previous English writer has made so interesting and instructive as he has succeeded in doing in this volume."—*Academy*.

Ambushes and Surprises, being a Description of some of the most famous instances of the Leading into Ambush and the Surprises of Armies, from the time of Hannibal to the period of the Indian Mutiny, with a portrait of General Lord Mark Ker, K. C. B., demy 8vo, 18s.

Any Bookseller at Home and Abroad.

JAMES IRVIN LUPTON, F.R.C.V.S., author of "The External Anatomy of the Horse," &c.

The Horse: as he Was, as he Is, and as he Ought to Be, with Illustrations. Crown 8vo, 3s. 6d.

"Written with a good object in view, namely, to create an interest in the important subject of horse-breeding, more especially that class known as general utility horses. The book contains several illustrations, is well printed and handsomely bound, and we hope will meet with the attention it deserves."—*Live Stock Journal*.

T. MILLER MAGUIRE, M.A., LL.D.

American War—Campaigns in Virginia, 1861-2, with Maps. Royal 8vo, paper covers, 3s. 6d.

MRS MANNING.

Ancient and Mediæval India. Being the History, Religion, Laws, Caste, Manners and Customs, Language, Literature, Poetry, Philosophy, Astronomy, Algebra, Medicine, Architecture, Manufactures, Commerce, &c., of the Hindus, taken from their Writings. With Illustrations. 2 vols., demy 8vo, 30s.

IRVING MONTAGU (late Special War Correspondent "Illustrated London News").

Camp and Studio. Illustrated by the Author. New Edition. Crown 8vo, 6s.

"His animated pages and sketches have a more than ephemeral interest, and present a moving picture of the romance and the misery of countries and populations ravaged by great opposing armies, and many a picturesque episode of personal experiences; he is pleasant and amusing enough."—*Daily News*.

"Mr Irving Montagu's narrative of his experiences as war artist of the *Illustrated London News* during the Russo-Turkish war, though late in appearing, may be read with interest. War correspondents and artists usually enjoy a fair share of adventure; but Mr Montagu appears to have revelled in dangers which seem anything but desirable when studied in cold blood. Mr Montagu has much that is interesting to tell about the horrors of the siege of Kars and the prowess of the fair young Amazon who commanded a troop of Bashi-Bazuks, and even seduced a Russian general to her side. How he got to the front in spite of Russian prohibition, disguised as a camp follower, how his portmanteau was shelled a few inches behind his back, what he risked and what he saw in the memorable lines before Plevna, will be read with great interest. The book is well illustrated by many vigorous sketches, some of which are exceedingly humorous."—*Athenæum*.

"A bright chatty record of wars, scenes, and adventures in various parts of the world."—*Echo*.

Wanderings of a War Artist. Illustrated by the Author. New Edition. Crown 8vo, 6s.

"Mr Montagu is to be congratulated on an eminently readable book, which, both in style and matter, is above the average of productions in this kind."—*The Morning Post*.

"This is an enchanting book. Equally as writer and as artist, Mr Irving Montagu is a delightful companion. This beautiful and exceptionally interesting volume does not by any means exhaust the literary and artistic achievements of the well-known 'special' of the *Illustrated London News*."—*The Daily News*.

"His own adventures are largely seasoned with stories of other people and anecdotes he picks up. He went through the second siege of Paris under the Commune, and some of the best reading in the book is the picture he gives of the state of poor, beautiful Paris, seen by the eye of an observing, impartial man, who has no object in either exaggerating or under-colouring the work of the Commune."—*The Spectator*.

"The adventures of Mr Montagu are narrated with humour, and are seldom dull reading."—*Glasgow Herald*.

For the Reduced Prices apply to

J. MORRIS, Author of "The War in Korea," &c., thirteen years resident in Tokio under the Japanese Board of Works.

Advance Japan. A Nation Thoroughly in Earnest. With over 100 Illustrations by R. Isayama, and of photographs lent by the Japanese Legation. 8vo, 12s. 6d.

"Mr Morris evidently knows the country well, and is a strong believer in its future; his book will be found a useful summary of recent history, abounding in good character sketches, accompanied with photographs, of the leading men."—*Times*.

"Is really a remarkably complete account of the land, the people, and the institutions of Japan, with chapters that deal with matters of such living interest as its growing industries and armaments, and the origin, incidents, and probable outcome of the war with China. The volume is illustrated by a Japanese artist of repute; it has a number of useful statistical appendices, and it is dedicated to His Majesty the Mikado."—*Scotsman*.

"Mr Morris, who writes, of course, with thorough local knowledge, gives a very complete and eminently readable account of the country, its government, people, and resource. . . . The work, which contains a large number of portraits and other illustrations, is decidedly 'on the nail,' and may be recommended not only as a book to read, but as of value for reference."—*Westminster Gazette*.

"Puts before us a clear view of the point which has been reached. His work is historical, social, and descriptive; we see in it the Japanese of to-day as he really is. Mr Morris has also something to say on the Japanese at home—how he eats, how he dresses, and how he comports himself; while wider issues are discussed in the chapters treating of the administration of the islands, their ports, communications, trades, and armaments."—*Globe*.

"A well-proportioned sketch of the Japanese of to-day, so recent as to include the results of the war. . . . There is much else I should like to quote in this able and interesting book. It has a good chapter on natural history, and an excellent chapter on diet, dress, and manners; it gives just enough of Japanese history to help the ordinary reader who wants to learn his Japan on easy terms; it has also most useful and attractively conveyed information in its brief account of the principal cities of Japan, communications and armament, language and literature, mines and minerals."—*Queen*.

"He summarises clearly, concisely, the existing knowledge on the Japanese Parliamentary system, territorial and administrative divisions, natural history, domestic and national customs, dynastic changes, old feudal institutions, town populations, industries, mineral and other natural resources, railways, armaments, the press, and other subjects too many for enumeration. Even the chapter on language and literature makes an appalling subject interesting. . . . Mr Morris has brought his very useful account of Japan up-to-date. He gives a good summary of the recent war with China, and then proceeds to make some well-considered suggestions on a matter of supreme importance to Europe no less than to the two Empires of the Far East."

CHARLES MARVIN.

The Region of the Eternal Fire. An Account of a Journey to the Caspian Region in 1883. New Edition. With Maps and Illustrations. Crown 8vo, handsomely bound, 6s.

"The leading authority of the English Press on the Central Asian Question is Charles Marvin, a man of iron industry, who has wielded his comprehensive knowledge of the region in such a manner as to render eminent service to his country."—*Opinion of Arminius Vambery*.

"Charles Marvin's services in respect of the Russo-Afghan Question have been invaluable. He has heard with his own ears the opinions expressed on the subject by Russian generals and diplomatists, and, for the love of England, has spent his own money to warn England's people."—*Opinion of Colonel Malleson, "The Russo-Afghan Question," p. 55.*

'Any Bookseller at Home and Abroad.

W. O'CONNOR MORRIS.

Great Commanders of Modern Times, and the Campaign of 1815.
Turenne—Marlborough—Frederick the Great—Napoleon—Wellington—Moltke. With Illustrations and Plans. Royal 8vo, 21s.

"Mr Morris certainly brings to his task vast reading and exhaustive research."—*Athenæum*.

"We gladly welcome this handsome volume by Judge O'Connor Morris, which gives evidence on every page of careful reading and correct judgment. . . . An admirable book to place in the hands of any student who wishes to get some idea of the history of the art of war."—*Academy*.

"To the students of war this book will prove of the utmost interest and the greatest possible service."—*National Observer*.

"Writes vividly and well."—*Times*.

CARDINAL NEWMAN.

Miscellanies from the Oxford Sermons of John Henry Newman,
D.D. Crown 8vo, gilt top, 5s.

"All the resources of a master of English style—except, perhaps one; description—were at his command; pure diction, clear arrangement, irony, dignity, a copious command of words, combined with a reserve in the use of them—all these qualities went to make up the charm of Newman's style, the finest flower that the earlier system of a purely classical education has produced."—*Athenæum*.

"The pieces presented to us here are carefully chosen, and answer the purpose of the present volume. The selections which are contained in it happily avoid any of these passages which have been the grounds of controversy. As a general rule we are able to take in the teachings of this book without any *arrière-pensée*, without any feeling that we have here the germ of those theories which estrange their author from us."—*Athenæum*.

COL. F. A. WHINYATES, late R.H.A., formerly commanding
the Battery.

**Military Regiments—From Corunna to Sévastopol, the History of
"C" Battery, "A" Brigade, late "C" Troop, Royal Horse
Artillery,** with succession of Officers from its formation to the present
time. With 3 Maps, demy 8vo, 14s.

EDWARD NEWMAN, F.Z.S.

British Butterflies. With many Illustrations. Super royal 8vo, 7s. 6d.

DEPUTY SURGEON-GENERAL C. T. PASKE, late of the Bengal
Army, and Edited by F. G. AFLALO.

Life and Travel in Lower Burmah, with Frontispiece. Crown 8vo, 6s.

"In dealing with life in Burmah we are given a pleasant insight into Eastern life; and to those interested in India and our other Eastern possessions, the opinions Mr Paske offers and the suggestions he makes will be delightful reading. Mr Paske has adopted a very light style of writing in 'Myamma,' which lends an additional charm to the short historical-enum-geographical sketch, and both the writer and the editor are to be commended for the production of a really attractive book."—*Public Opinion*.

For the Reduced Prices apply to

Translation of the famous Passion Play.

Passion Play at Oberammergau, The, with the whole Drama translated into English, and the Songs of the Chorus in German and English; also a Map of the Town, Plan of the Theatre, &c. 4to, cloth, 3s. 6d.; paper, 2s. 6d.

"The author of 'Charles Lowder' has done a real service in publishing a translation of 'The Passion Play at Oberammergau,' with a description of the play and short account of a visit there in 1880. To those who have already seen it, this little book will recall vividly the experience of what must be to all a memorable day, while to those who are going in 1890 it is simply invaluable."—*Guardian*.

MARY A. PRATTEN.

My Hundred Swiss Flowers, with a short account of Swiss Ferns. With 60 Illustrations. Crown 8vo, plain plates, 12s. 6d.; *with plates coloured by hand*, 25s.

"The temptation to produce such books as this seems irresistible. The author feels a want; the want is undeniable. After more or less hesitation he feels he can supply it. It is pleasantly written, and affords useful hints as to localities."—*Athenæum*.

R. A. PROCTOR.

Watched by the Dead, a loving study of Dickens' half-told tale. Crown 8vo, cloth, 1s. 6d.; boards, 1s.

"Mr Proctor here devotes much study and much ingenious conjecture to restoring the plot of 'The Mystery of Edwin Drood.' It would not be fair were we to attempt to give in a small compass the result of his labours. It must suffice to say that those who have occupied themselves with this curious problem will be interested in the solution here offered for their acceptance."—*Spectator*.

WILLIAM PROCTOR, *Stud Groom*.

The Management and Treatment of the Horse in the Stable, Field, and on the Road. Second Edition, Revised and Enlarged, Illustrated. Crown 8vo, 6s.

"There are few who are interested in horses will fail to profit by one portion or another of this useful work."—*Sportsman*.

"We cannot do better than wish that Mr Proctor's book may find its way into the hands of all those concerned in the management of the most useful quadruped we possess."—*England*.

"There is a fund of sound common-sense views in this work which will be interesting to many owners."—*Field*.

"Coming from a practical hand the work should recommend itself to the public."—*Sportsman*.

WILLIAM RAEBURN ANDREW.

Raeburn (Sir Henry, R.A.), Life by his Great-Grandson, William Raeburn Andrew, with an Appendix comprising a list of his works exhibited in the Royal Academy, Edinburgh. 8vo, 10s. 6d.

"Mr Andrew's book, which on this occasion appeals to a wider public, makes no pretence to do more than to bring together the biographical fragments concerning Raeburn gathered out of various publications and to 'make them coherent with a little cement of his own.' Possibly a fuller and more original biography of the greatest of our portrait-painters, who was at the same time one of the greatest ornaments of the Edinburgh Society of the beginning of the century, may yet see the light; and in the meantime we can be grateful to Mr Andrew for bringing together and arranging so rich a store of topographical and personal details connected with his illustrious ancestor. In an appendix is a useful annotated catalogue of the 1876 exhibition of Raeburn's works."—*Scotsman*.

Any Bookseller at Home and Abroad.

R. RIMMER, F.L.S.

The Land and Freshwater Shells of the British Isles. Illustrated with 10 Photographs and 3 Lithographs, containing figures of all the principal Species. Second Edition. Crown 8vo, 5s.

"This handsomely got up little volume supplies a long-felt want in a very ingenious and trustworthy manner. The author is an enthusiastic conchologist, and writes both attractively and well, and in a manner so simple and natural that we have no fear that any ordinarily educated man will easily understand every phrase. But the feature of this book which strikes us most is that every species of British land and freshwater shell has been photographed, and here we have all the photographs, natural size in the albertype process, so that the merest tyro will find no difficulty in identifying any shell he may find."—*Science Gossip*.

ALEXANDER ROGERS (*Bombay Civil Service, Retired*).

The Land Revenue of Bombay, a History of its Administration, Rise, and Progress, with 18 Maps. 2 vols., demy 8vo, 30s.

"Mr Rogers has produced a continuous and an authoritative record of the land changes and of the fortunes of the cultivating classes for a full half-century, together with valuable *data* regarding the condition and burdeus of those classes at various periods before the present system of settlement was introduced. Mr Rogers now presents a comprehensive view of the land administration of Bombay as a whole, the history of its rise and progress, and a clear statement of the results which it has attained. It is a narrative of which all patriotic Englishmen may feel proud. The old burdens of native rule have been lightened, the old injustices mitigated, the old fiscal cruelties and exactions abolished. Underlying the story of each district we see a perennial struggle going on between the increase of the population and the available means of subsistence derived from the soil. That increase of the population is the direct result of the peace of the country under British rule. But it tends to press more and more severely on the possible limits of local cultivation, and it can only be provided for by the extension of the modern appliances of production and distribution. Mr Rogers very properly confines himself to his own subject. But there is ample evidence that the extension of roads, railways, steam factories, and other industrial enterprises, have played an important part in the solution of the problem, and that during recent years such enterprises have been powerfully aided by an abundant currency."—*The Times*.

ROBERT SEWELL.

Analytical History of India, from the earliest times to the Abolition of the East India Company in 1858. Post 8vo, 8s.

"Much careful labour has been expended on this volume."—*Athenæum*.

"The object of the author in compiling the following analytical sketch of Indian history has been to supply a want felt by most students of the more voluminous standard works of Mill, Elphinstone, Thornton, and Marshman, for a condensed outline in one small volume, which should serve at once to recall the memory and guide the eye. At the same time he has attempted to render it interesting to the general reader by preserving a medium between a bare analysis and a complete history; so that, without consulting the eminent authorities mentioned above, the mind may readily grasp the principal outlines of the early condition of India, and the rise and progress of the East India Company. For the more full comprehension of these facts the author has provided, in addition to a table of contents and a chronological index, an index to the geographical position of the places to which reference is made in the text, bearing the latitudes and longitude as given in Thornton's 'Gazetteer of India.' This will be found not only to aid the student who is but partially acquainted with the map of India, but also by means of occasional accents to guide him in the ordinary pronunciation of the names."—*Preface*.

For the Reduced Prices apply to

G. P. SANDERSON.

Thirteen Years among the Wild Beasts of India; their Haunts and Habits, from Personal Observation, with an account of the Modes of Capturing and Taming Wild Elephants. With 21 full-page Illustrations, reproduced for this Edition direct from the original drawings, and 3 Maps. Fifth Edition. Fcap. 4to, 12s.

"We find it difficult to hasten through this interesting book; on almost every page some incident or some happy descriptive passage tempts the reader to linger. The author relates his exploits with ability and with singular modesty. His adventures with murderers will afford lively entertainment to the reader, and indeed there is no portion of the volume which he is likely to wish shorter. The illustrations add to the attractions of the book."—*Pall Mall Gazette*.

"This is the best and most practical book on the wild game of Southern and Eastern India that we have read, and displays an extensive acquaintance with natural history. To the traveller proposing to visit India, whether he be a sportsman, a naturalist, or an antiquarian, the book will be invaluable: full of incident and sparkling with anecdote."—*Bailey's Magazine*.

"This—the fifth edition of a work as charming to read as it is instructive—will be welcomed equally by lovers of sport, and of natural history. Though he met with and shot many other kinds of wild beasts, the bulk of the volume, well written, well illustrated, and generally well got up, deals chiefly with the elephant, the tiger, the bison, the leopard, and the bear. Mr Sanderson, with exceptional powers of observation, cultivated friendly intercourse with the natives; and he was consequently able to utilize to the utmost the singularly favourable opportunities enjoyed by him as director of elephant-capturing operations in Mysore and Chittagong. The result is a book which to graphic details of sporting adventures far surpassing the common, adds a correct natural history of the animals chiefly dealt with, and particularly the elephant. From this real king of beasts, Mr Sanderson carefully removes every exaggeration made both for or against him, which had been repeated without any good foundation by one writer after another; he substitutes for fables a description of elephantine anatomy, size, habits, and character which may be said to sum up all that we know for certain about the animal, and nearly all that one can wish to know. We should have wished to see this edition brought up to date. The book is more fascinating than a romance; and we have read it now the third time with as great a zest as when we revelled over the perusal of the first edition."—*Imperial and Asiatic Quarterly Review*.

PROFESSOR SHELDON.

The Future of British Agriculture, how Farmers may best be benefited. Crown 8vo, 2s. 6d.

"Fortunately Prof. Sheldon has no mind to play the part of a prophet, but from the plenitude of a long experience gives sage counsel how to farm abreast of the time and be ready for whatever may ensue. . . . This little book is well worth reading, and it is pleasant to find that the Professor by no means despairs of the future of agriculture in England."—*Academy*.

"We welcome the book as a valuable contribution to our agricultural literature, and as a useful guide to those branches in which the author is especially qualified to instruct."—*Nature*.

"In this beautifully printed and well-bound little book Professor Sheldon, in his usual happy style, surveys the agricultural field, and indicates what he thinks is the prospect in front of the British farmer. Like a watchman he stands upon his tower—and when asked, What of the night? he disavows not that we are in the night, but earnestly declares that the morning cometh apace. The professor is an optimist; he does not believe that the country is done, and still less does he favour the idea that, taking a wide survey, the former days were better than these. On the contrary, he urges that the way out of the wilderness is not by any hy-path, but by going right ahead; and, ere long, the man who holds the banner high will emerge triumphant."—*Scottish Farmer*.

J. SMITH, A.L.S.

Ferns: British and Foreign. Fourth Edition, revised and greatly enlarged, with New Figures, &c. Crown 8vo, 7s. 6d.

Any Bookseller at Home and Abroad.

G. BARNETT SMITH, Author of "History of the English Parliament."

Leaders of Modern Industry. Biographical Sketches.

Contents:—The Stephenson, Charles Knight, Sir George Burns, Sir Josiah Mason, The Wedgwoods, Thomas Brassey, The Fairbairns, Sir William Siemens, The Rennies. Crown 8vo, 7s. 6d.

"'Leaders of Modern Industry' is a volume of interesting biographical sketches of the pioneers of various phases of industry, comprising the Stephenson, Charles Knight, Sir George Burns, Sir Josiah Mason, the Wedgwoods, Thomas Brassey, the Fairbairns, Sir William Siemens, and the Rennies."—*World*.

Women of Renown. Nineteenth Century Studies.

Contents:—Frederika Bremer, Countess of Blessington, George Eliot, Jenny Lind, Mary Somerville, George Sand, Mary Carpenter, Lady Morgan, Rachel, Lady Hester Stanhope. Crown 8vo, 7s. 6d.

Mr Barnett Smith continues his biographical activity. It is not many weeks since a volume appeared from his pen on "Christian Workers of the Nineteenth Century"; now we have "Women of Renown: Nineteenth Century Studies." The latter is the larger and more elaborate work of the two, but in design and execution it is not greatly dissimilar from the earlier volume. Desirous of showing what the women of eminence whom he has chosen for delineation really were—how they lived, moved, and acted—the author has presented them wherever he could "as painted by themselves or their contemporaries." Autobiographies and biographies are thus, as far as available, laid under contribution. In the hands of so capable a compiler as Mr Barnett Smith such materials have been skilfully utilised, and the result is a series of brightly written sketches.

The Life and Enterprises of Ferdinand de Lesseps—The only full and Complete English Account of. New Edition. Revised, and brought up to the time of his death, with Portrait. Crown 8vo, 7s. 6d.

"A great part of M. de Lesseps' career already belongs to history, and is invested with a lustre which nothing can obscure. Mr G. Barnett Smith makes this clear in his useful and painstaking compilation. . . . It is skilfully executed, and illustrates aptly and not altogether inopportunately, both the poetry and the prose of M. de Lesseps' extraordinary career."—*The Times*.

"A very comprehensive life of Ferdinand de Lesseps has been produced by G. Barnett Smith, who has already proved his ability as a faithful and painstaking biographer. The career of M. de Lesseps was one of great achievements and great vicissitudes. This biographer lauds his achievements. The facts of the prosecution in connection with the Panama Canal project are elaborately set forth in this volume, to which all readers interested in the question should refer for information on a matter which to people not resident in France must have appeared unusually complicated."—*Westminster Review*.

ARTHUR PENRHYN STANLEY, D.D. (*Dean of Westminster*).

Scripture Portraits and other Miscellanies collected from his Published Writings. By Arthur Penrhyn Stanley, D.D. Crown 8vo, gilt top, 5s.

"In virtue of his literary genius, his solid acquirements, his manly sense, and his sympathetic and generous piety, he ranks among the most eminent and estimable of Christian teachers."—*Chambers's Encyclopædia*.

"These essays range over a period of twenty years (1850-1870), and they furnish a series of singularly interesting illustrations of the great controversies which have agitated that time. . . . Every one, indeed, of his essays has achieved in its day a success which makes a recommendation unnecessary."—ALLIBONE.

For the Reduced Prices apply to

*E. G. SOMERVILLE and MARTIN ROSS, THE AUTHORS
OF "AN IRISH COUSIN."*

Through Connemara in a Governess Cart. Illustrated by W. W. Russell, from Sketches by Edith G. Somerville. Crown 8vo, 3s. 6d.

"The quaint seriousness, the free and hearty fun, the sly humour of this narrative, are charmingly bright and attractive."—*World*.

"A bright and breezy narrative of two ladies in Connemara who preferred independence and a mule to society and a mail car. Their simple story is divertingly told."—*Times*.

"The delightful wilderness of mountain, peat bog, and heather, and all that they said and did, are graphically described in this chatty and extremely readable volume."—*Daily Telegraph*.

"Sketches of Irish Life, the eccentricities of wandering Saxons, and descriptions of local scenery, are worked up in a manner which makes the book a pleasant companion. Mr Russell has in his illustration ably supported the writers."—*Morning Post*.

By the same Authors.

In the Vine Country—Bordeaux and its Neighbourhood, Illustrated. Crown 8vo, 3s. 6d.

"The genuine fund of wit and humour which sparkles throughout will be enjoyed by all."—*Glasgow Herald*.

"The authors have the knack of putting their readers in the situation in which they themselves were, and so the book, light and smart as it is, is heartily enjoyable."—*Scotsman*.

"A bright, artless narrative of travel."—*Times*.

"There is not a dull line in the volume from the first page to the last."—*Lady's Pictorial*.

J. E. TAYLOR, F.L.S., F.G.S., &c.

For fuller notices of Dr Taylor's Works, see *Scientific*, pp. 33, 34.

Flowers: Their Origin, Shapes, Perfumes, and Colours. Illustrated with 32 Coloured Figures by Sowerby, and 161 Woodcuts. Second Edition. Crown 8vo, 7s. 6d.

The Aquarium: Its Inhabitants, Structure, and Management. Second Edition, with 238 Woodcuts. Crown 8vo, 3s. 6d.

Half-Hours at the Seaside. Illustrated with 250 Woodcuts. Fourth Edition. Crown 8vo, 2s. 6d.

Half-Hours in the Green Lanes. Illustrated with 300 Woodcuts. Fifth Edition. Crown 8vo, 2s. 6d.

E. THORNTON.

A Gazetteer of the Territories under the Government of the Viceroy of India. Last Edition. Revised and Edited by Sir Roper Lethbridge, C.I.E., and A. N. Wollaston, C.I.E. Demy 8vo, 1,070 pp., 28s.

PERCY M. THORNTON.

Harrow School and its Surroundings. With Maps and Plates. Demy 8vo, 15s.

Any Bookseller at Home and Abroad.

W. M. TORRENS.

History of Cabinets. From the Union with Scotland to the Acquisition of Canada and Bengal. 2 vols. Demy 8vo, 36s.

"It is almost impossible—and, alas! now useless as regards the writer—to praise this book too highly. It is a clever, sincere, and painstaking contribution to the making of modern history, and all students of constitutional and parliamentary history will find much to interest and instruct them in these able volumes. In all the minor matters of references, indexing, and printing every care has been taken. Indeed, all is praiseworthy, and the pity is that the writer should have passed away without receiving the thanks of students."—*St James's Budget*.

"A History of Cabinets' from the beginning of the Eighteenth Century down to the death of George II., which the late Mr M'Cullagh Torrens regarded as 'the work of his life,' was published yesterday. It consists of two volumes of considerable bulk, showing at once that something more than the origin and progress of the Cabinet system had occupied the attention of the author. In fact, a history of Cabinets is a history of Governments, and a history of Governments is, in a great measure, a history of England."—*The Standard*.

A. J. WALL.

Indian Snake Poisons. Their Nature and Effects. Crown 8vo, 6s.

CONTENTS.

The Physiological Effects of the Poison of the Cobra (*Naja Tripudians*).—The Physiological Effects of the Poison of Russell's Viper (*Daboia Russellii*).—The Physiological Effects produced by the Poison of the *Bungarus Fasciatus* and the *Bungarus Coeruleus*.—The Relative Power and Properties of the Poisons of Indian and other Venomous Snakes.—The Nature of Snake Poisons.—Some practical considerations connected with the subject of Snake-Poisoning, especially regarding prevention and treatment.—The object that has been kept in view, has been to define as closely as possible, the conditions on which the mortality from Snake-bite depends, both as regards the physiological nature of the poisoning process, and the relations between the reptiles and their victims, so as to indicate the way in which we should best proceed with the hope of diminishing the fearful mortality that exists.

JOHN WATSON, F.L.S.

Ornithology in Relation to Agriculture and Horticulture, by various writers, edited by John Watson, F.L.S., &c. Crown 8vo, 3s. 6d.

LIST OF CONTRIBUTORS.—Miss Eleanor A. Ormerod, late Consulting Entomologist to the Royal Agricultural Society of England; O. V. Alpin, F.L.S., Member of the British Ornithologists' Union; Charles Whitehead, F.L.S., F.G.S., &c., author of "Fifty Years of Fruit Farming"; John Watson, F.L.S., author of "A Handbook for Farmers and Small Holders"; the Rev. F. O. Morria, M.A., author of "A History of British Birds"; G. W. Murdoch, late editor of *The Farmer*; Riley Fortune, F.Z.S.; T. H. Nelson, Member of the British Ornithologists' Union; T. Southwell, F.Z.S.; Rev. Theo. Wood, B.A., F.I.S.; J. H. Gurney, jun., M.P.; Harrison Weir, F.R.H.S.; W. H. Tuck.

"Will form a textbook of a reliable kind in guiding agriculturists at large in their dealings with their feathered friends and foes alike."—*Glasgow Herald*.

"This is a valuable book, and should go far to fulfil its excellent purpose. . . . It is a book that every agriculturist should possess."—*Land and Water*.

"It is well to know what birds do mischief and what birds are helpful. This book is the very manual to clear up all such doubts."—*Yorkshire Post*.

"In these days of agricultural depression it behoves the farmer to study, among other subjects, ornithology. That he and the gamekeeper often bring down plagues upon the land when they fancy they are ridding it of a pest is exceedingly well illustrated in this series of papers."—*Scotsman*.

For the Reduced Prices apply to

SAMUEL WILBERFORCE, D.D. (*Bishop of Winchester*).

Heroes of Hebrew History. Crown 8vo, gilt top, 5s.

"The tales which he relates are all good, and have a moral aim and purpose."—*Athenæum*.

"It is written with a natural and captivating fervour."—*London Quarterly Review*.

"An interesting historical account."—*London Lit. Gaz.*

"Using his influence as a man of the world for the purpose of modifying those about him for good, and making them serve as his instruments for the furtherance of the objects which he had at heart. He was the most delightful of companions, and the wittiest talker of his time. Of his extraordinary versatility and extraordinary powers of work, it is impossible to speak at length here, but both qualities are abundantly illustrated in his life by Canon Ashwell."—*Celebrities of the Century*.

S. WELLS WILLIAMS, LL.D., *Professor of the Chinese Language and Literature at Yale College.*

China—The Middle Kingdom. A Survey of the Geography, Government, Literature, Social Life, Arts, and History of the Chinese Empire and its Inhabitants. Revised Edition, with 74 Illustrations and a New Map of the Empire. 2 vols. Demy 8vo, 42s.

Dr S. Wells Williams' *Middle Kingdom* has long occupied the position of a classic. It is not only the fullest and most authoritative account of the Chinese and their country that exists, but it is also the most readable and entertaining. This issue is practically a new work—the text of the old edition has been largely re-written and the work has been expanded so as to include a vast amount of new material collected by Dr Williams during the late years of his residence in China—as well as the most recent information respecting all the departments of the Empire. Many new illustrations have been added and the best of the old engravings have been retained. An important feature of this edition is a large map of the Chinese Empire from the best modern authorities, more complete and accurate than any map of the country hitherto published.

HARRY WILLIAMS, R.N. (*Chief Inspector of Machinery*).

Dedicated, by permission, to Admiral H.R.H. the Duke of Edinburgh.

The Steam Navy of England. Past, Present, and Future.

Contents:—Part I.—Our Seamen; Part II.—Ships and Machinery; Part III.—Naval Engineering; Part IV.—Miscellaneous, Summary, with an Appendix on the Personnel of the Steam Branch of the Navy.

Third and enlarged Edition. Medium 8vo, 12s. 6d.

"It is a series of essays, clearly written and often highly suggestive, on the still unsolved, or only partially and tentatively solved, problems connected with the manning and organisation, and propulsion of our modern war-ships, . . . being laudably free from technicalities, and written in a not unattractive style, they will recommend themselves to that small, but happily increasing, section of the general public which concerns itself seriously and intelligently with naval affairs."—*Times*.

"Mr Harry Williams, a naval engineer of long experience and high rank, discusses the future requirements of the fleet. He is naturally most at home when dealing with points which specially affect his own branch of the service, but the whole book is well worth study."—*Manchester Guardian*.

"Must be pronounced a technical book in the main, although its author expressly states that he wrote it 'not so much for professional as non-professional men.' Its manifest object is to promote the efficiency of our steam navy in times to come, keeping which aim steadfastly in view Mr Williams has brought great knowledge and ability to bear upon the endeavour to forecast what provision it would be well to make in order to meet the full naval requirements of the British nation. His highly instructive work is divided into four parts, under the respective titles of 'Our Seamen,' 'Ships and Machinery,' 'Naval Engineering,' and 'Miscellaneous,' which again are carefully summarised in some fifty pages of eminently readable matter. The three chapters of miscellanea deal principally with the coal-endurance, engine-room complements, electric lighting, and steam-steering machinery of Her Majesty's ships."—*Daily Telegraph*

Professor H. H. WILSON, author of the "Standard History of India."

Glossary of Judicial Terms, including words from the Arabic, Persian, Hindustani, Sanskrit, Hindi, Bengali, Uriya, Marathi, Guzarathi, Telugu, Karnata, Tamil, Malayalam, and other languages. 4to, cloth, 30s.

Wynter's Subtle Brains and Lissom Fingers. Crown 8vo, 3s. 6d.

CONTENTS.

| | |
|--|---------------------------------------|
| The Buried Roman City in Britain. | Early Warnings. |
| "Silvertown." | Dining Rooms for the Working Classes. |
| Advertising. | Railway and City Population. |
| Vivisection. | A Day with the Coroner. |
| The New Hotel System. | The English in Paris. |
| The Restoration of our Soil. | The <i>Times</i> Newspaper in 1798. |
| Half-Hours at the Kensington Museum. | The Under-Sea Railroad. |
| Mudie's Circulating Library. | Oh, the Roast Beef of Old England. |
| Fraudulent Trade Marks. | Physical Education. |
| Superstition: Where does it End? | Advice by a Retired Physician. |
| The New Counterblast to Tobacco. | The Clerk of the Weather. |
| Air Traction. | Portsmouth Dockyard. |
| Illuminations. | Village Hospitals. |
| Boat-Building by Machinery. | Railways, the Great Civilisers. |
| The Effects of Railway Travelling upon | On taking a House. |
| Health. | Photographic Portraiture. |
| The Working-Men's Flower Show. | Doctor's Stuff. |
| Messages under the Sea. | Smallpox in London. |
| Town Telegraphs. | Hospital Dress. |
| The Bread We Eat. | Excursion Trains. |

"Altogether 'Subtle Brains and Lissom Fingers' is about the pleasantest book of short collected papers of chit chat bleuding information with amusement, and not over-tasking the attention or the intelligence, that we have soon for a good while."—*London Reader*.

LIEUT. G. J. YOUNGHUSBAND, Queen's Own Corps of Guides.

Eighteen Hundred Miles in a Burmese Tat, through Burmah, Siam, and the Eastern Shan States. Illustrated. Crown 8vo, 5s.

"There is a good deal of jocular description in this book, which, as the reader will easily see, has been introduced with an eye rather to amusement than to accuracy; but after all the volume will have repaid the reader for the few hours which may be spent in its perusal if it conveys to him, as it is calculated to do, a fair impression of the difficulties which beset the wayfarer in a strange land who, when in search of the pleasures of travel, begins his journey where he should leave off, and ends it where he should have started."—*Athenæum*.

"Mr Younghusband's account of his adventures is written simply and without exaggeration, but on the whole we think we would rather read about the Shan country than travel in it."—*Literary World*.

For the Reduced Prices apply to

Scientific Works: including Botany, Natural History, &c.

E. BONAVIA, M.D., Brigade-Surgeon, Indian Medical Service.

The Cultivated Oranges and Lemons of India and Ceylon. Demy 8vo, with oblong Atlas Volume of Plates, 2 vols. 30s.

R. BRAITHWAITE, M.D., F.L.S., &c.

The Sphagnaceæ, or Peat Mosses of Europe and North America. Illustrated with 29 Plates, coloured by hand. Imp. 8vo, 25s.

"All muscologists will be delighted to hail the appearance of this important work. . . . Never before has our native moss-flora been so carefully figured and described, and that by an acknowledged authority on the subject."—*Science Gossip*.

"Mosses, perhaps, receive about as little attention from botanists as any class of plants, and considering how admirably mosses lend themselves to the collector's purposes, this is very remarkable. Something may be due to the minuteness of the size of many of the species, and something perhaps to the difficulties inherent in the systematic treatment of these plants; but we fancy the chief cause of comparative neglect with which they are treated is to be sought in the want of a good illustrated English treatise upon them. In the work which is now before us, Dr Braithwaite aims at placing the British mosses on the same vantage-ground as the more favoured classes of the vegetable kingdom; and judging from the sample lately issued, he will succeed in his endeavours."—*Popular Science Review*.

B. CARRINGTON, M.D., F.R.S.

British Hepaticæ. Containing Descriptions and Figures of the Native Species of *Jungermannia*, *Marchantia*, and *Anthoceros*. Imp. 8vo, sewed, Parts 1 to 4, plain plates, 2s. 6d. each; coloured plates, 3s. 6d. each.

M. C. COOKE, M.A., LL.D.

The British Fungi: A Plain and Easy Account of. With Coloured Plates of 40 Species. Fifth Edition, Revised. Crown 8vo, 6s.

"Mr Cooke writes for those whose education and means are limited, and with prominent success. It is really a pleasure to read the manuals which he has published, for they are up to the mark, and so complete as to leave hardly anything to be desired. The new work on the fungi appears to be equally valuable with those which he has already printed. It contains descriptions of the esculent fungi, the manner in which they are prepared for the table, how to discriminate the nutritious from the poisonous species, details of the principles of their scientific classification, and a tabular arrangement of orders and genera."

Handbook of British Hepaticæ. Containing Descriptions and Figures of the Indigenous Species of *Marchantia*, *Jungermannia*, *Riccia*, and *Anthoceros*, Illustrated. Crown 8vo, 6s.

"It is very creditable to Mr Cooke that the drawings in his book are all sketches from nature made by his own pencil. This shows work, and is more respectable than the too common practice of copying engravings from the authorities in the particular branch of science. This little book is valuable, because in some respects it is certainly a good guide-book to a number of edible fungi unknown to the public."—*Popular Science Review*.

"Probably no group in the British flora has received so little attention as the Hepaticæ. Dr M. C. Cooke has now filled up the gap by producing a 'Handbook of the British Hepaticæ,' containing full descriptions of all the species, about two hundred in number, known to inhabit the British Islands."—*Nature*.

M. C. Cooke's Books continued.

Any Bookseller at Home and Abroad.

M. C. COOKE, M.A., LL.D.—continued.

Our Reptiles and Batrachians. A Plain and Easy Account of the Lizards, Snakes, Newts, Toads, Frogs, and Tortoises indigenous to Great Britain. New and Revised Edition. **With original Coloured Pictures of every Species**, and numerous Woodcuts. Crown 8vo, 6s.

CONTENTS.

| | | |
|----------------------------|--------------------------|-------------------------|
| Reptiles and Snake-stones. | The Blind Worm. | The Common Frog. |
| The Common Lizard. | The Common Snake. | The Edible Frog. |
| The Sand Lizard. | The Smooth Snake. | The Common Toad. |
| The Green Lizard. | The Viper, or Adder. | Common Smooth Newt or |
| The Natterjack. | Great Water Newt. | Eft. |
| Palmeto Newt. | Gray's Banded Newt. | The Hawk's-Bill Turtle. |
| The Leatherly Turtle. | Amphibia or Batrachians. | Appendix. |

"Mr Cooke has especially distinguished himself as a student of the fungi and the fresh-water algae, his works on these orders being the standard treatises in English. He has also paid some attention to zoology and chemistry, his education in these as in other sciences being obtained by persistent self-instruction."—*Celebrities of the Century.*

Rust, Smut, Mildew, and Mould. An Introduction to the Study of Microscopic Fungi. **Illustrated with 269 Coloured Figures** by J. E. Sowerby. Fifth Edition, Revised and Enlarged, with Appendix of New Species. Crown 8vo, 6s.

Those of our readers who are the happy possessors of microscopes would welcome this book with delight, as opening the way to a definite study of a most interesting branch of plant life. The minute fungi, here so faithfully depicted by Mr Sowerby, and so carefully described by Dr Cooke, have not only beauty of form and colour, but wonderful life-histories. Every hedge or lane or piece of waste ground, even in the suburbs of large towns, will provide specimens, which may be easily preserved on the plants which they attack or mounted as microscope slides.

Important to Botanists and Students of Natural History.

European Fungi (Hymenomycetum)—Synoptical Key to. Cooke (M. C.) and Quelet (L., M.D., &c.)—Clavis Synoptica Hymenomycetum Europæorum. Fcap. 8vo, 7s. 6d.; or, interleaved with ruled paper, 8s. 6d.

"Without pretending to high scientific quality, the work throughout is well fitted to instruct and to attract a class of readers who might shrink from grappling with a scientific text-book."—*Saturday Review.*

BARON CUVIER.

The Animal Kingdom. With considerable Additions by W. B. Carpenter, M.D., F.R.S., and J. O. Westwood, F.L.S. New Edition, Illustrated with 500 Engravings on Wood and **36 Coloured Plates.** Imp. 8vo, 21s.

J. HUNTER, late Hon. Sec. of the British Bee-keepers' Association.

A Manual of Bee-keeping. Containing Practical Information for Rational and Profitable Methods of Bee Management. Full Instructions on Stimulative Feeding, Ligurianising and Queen-raising, with descriptions of the American Comb Foundation, Sectional Supers, and the best Hives and Apiarian Appliances on all systems. Fourth Edition. With Illustrations. Crown 8vo, 3s. 6d.

"We cordially recommend Mr Hunter's neat and compact Manual of Bee-keeping. Mr Hunter writes clearly and well."—*Science Gossip.*

"We are indebted to Mr J. Hunter, Honorary Secretary of the British Bee-keepers' Association. His Manual of Bee-keeping, just published, is full to the very brim of choice and practical hints fully up to the most advanced stages of Apiarian Science, and its perusal has afforded us so much pleasure that we have drawn somewhat largely from it for the benefit of our readers."—*Bee-keepers' Magazine (New York).*

For the Reduced Prices apply to

G. H. KINAHAN.

A Handy Book of Rock Names. Fcap. 8vo, 4s.

"This will prove, we do not doubt, a very useful little book to all practical geologists, and also to the reading student of rocks. When a difficulty is incurred as to a species of deposit, it will soon vanish. Mr Kinahan's little book will soon make it all clear. The work is divided into three parts. The first is a classified table of rocks, the second part treats of the *Ingenitæ* rocks, and the third part deals with those rocks which are styled *Derivate*. Dana's termination of *yte* has been most generally used by the author, but he has also given the *ite* terminations for those that like them. The book will be purchased, for it must be had, by every geologist; and as its size is small, it will form a convenient pocket companion for the man who works over field and quarry."—*Popular Science Review*.

Professor E. LANKESTER.

The Uses of Animals in Relation to the Industry of Man. New Edition. Illustrated. Crown 8vo, 4s.

Silk, Wool, Leather, Bone, Soap, Waste, Sponges, and Corals, Shell-fish, Insects, Furs, Feathers, Horns and Hair, and Animal Perfumes, are the subjects of the twelve lectures on "The Uses of Animals."

"In his chapter on 'Waste,' the lecturer gives startling insight into the manifold uses of rubbish. . . . Dr Lankester finds a use for everything; and he delights in analysing each fresh sample of rejected material, and stating how each of its component parts can be turned to the best account."—*Athenæum*.

Practical Physiology: A School Manual of Health. With numerous Woodcuts. Sixth Edition. Fcap. 8vo, 2s. 6d.

CONTENTS.

| | |
|---|--|
| Constitution of the Human Body. | Breathing, or the Function of Respiration. |
| Nature of the Food supplied to the Human Body. | The Structure and Functions of the Skin. |
| Digestion, and the Organs by which it is performed. | The Movements of the Human Body. |
| Nature of Blood and its Circulation by the Heart. | The Brain and Nerves. |
| | The Organs of the Senses. |

"Writing for schoolboys, Dr Lankester has been careful to consult their tastes. There are passages in this little work which will make it popular, and the instructor will probably be hailed by a name which is new to people of his class, that of a 'regular brick.'"—*Athenæum*.

MRS LANKESTER.

Talks about Health: A Book for Boys and Girls. Being an Explanation of all the Processes by which Life is Sustained. Illustrated. Small 8vo, 1s.

The Late EDWARD NEWMAN, F.Z.S.

British Butterflies. With many Illustrations. Super royal 8vo, 7s. 6d.

"The British butterflies have found a good friend in Mr Newman, who has given us a history of their lives—from *larva* to *imago*, their habits and their whereabouts—which is one of the most perfect things of the kind. And we are glad to read the author's statement that his work has attained, while in progress, a sale that is almost unattainable in English scientific works. Firstly, the work consists of a series of notices to the young who may be disposed to go butterfly-bunting. And in them we find the author's great experience, and we commend this part of his work to our readers. The next part deals with the subjects of anatomy, physiology, and embryology of the insects; and finally we come to the separate account of each species. This latter is admirably given. First comes a capital engraving, life size, of the species, and then follows in order the life, history, time of appearance and locality, occupying from a page to a page and a half or two pages of a large quarto (or nearly so) volume. All this is done well, as we might expect from the author; it is clear, intelligible, and devoid of much of the rubbish which abounds in books of this kind generally. We must conclude by expressing the hope that all who are interested in insects will make themselves acquainted with the volume."—*Popular Science Review*.

Any Bookseller at Home and Abroad,

MARY A. PRATTEN.

My Hundred Swiss Flowers. With a Short Account of Swiss Ferns. With 60 Illustrations. Crown 8vo, plain plates, 12s. 6d.; coloured plates, 25s.

"The temptation to produce such books as this seems irresistible. The author feels a want; the want is undeniable. After more or less hesitation he feels he can supply it. It is pleasantly written, and affords useful hints as to localities."—*Athenæum*.

S. L. PUMPHREY.

A Little Brown Pebble, with 10 full-page cuts. Fcap. 4to, 3s. 6d.

"In the story of 'A Little Brown Pebble,' its writer endeavours to introduce geological science into the nursery, showing what strange creatures lived in the ancient seas, what monsters inhabited the primeval forests, and how our country alternated between torrid heats and an arctic cold. The accuracy of the information is guaranteed by competent authorities, and the illustrations are spirited. There is no reason why the attempt should not succeed."—*Academy*, 21st December 1889.

R. RIMMER, F.L.S.

The Land and Freshwater Shells of the British Isles. Illustrated with 10 Photographs and 3 Lithographs, containing figures of all the principal Species. Second Edition. Crown 8vo, 5s.

"This handsomely got up little volume supplies a long-felt want in a very ingenious and trustworthy manner. The author is an enthusiastic conchologist, and writes both attractively and well, and in a manner so simple and natural that we have no fear that any ordinarily educated man will easily understand every phrase. But the feature of this book which strikes us most is that every species of British land and freshwater shall has been photographed, and here we have all the photographs, natural size in the albotype process, so that the merest tyro will find no difficulty in identifying any shell he may find."—*Science Review*.

J. SMITH, A.L.S.

Ferns: British and Foreign. Fourth Edition, revised and greatly enlarged, with many illustrations. Crown 8vo, 7s. 6d.

"Each genus is described, and the technical characters upon which it is founded are shown in the accompanying illustrations, and the indispensable technical terms are explained by examples. The meaning and derivations of the botanical names of ferns are also given in sufficient detail and with sufficient accuracy to meet the wants of amateurs, if not of scholars. But perhaps the most valuable part of the work is that devoted to instruction in the cultivation of ferns, which occupies some seventy pages of the book. A bibliography of the subject and an excellent index make up the remainder of this useful volume, which we recommend to all persons desirous of knowing something more about ferns than being able to recognise them by sight."—*Field*.

"Mr Smith's work entitles him to admiration for his industry and for the manifest care with which he has studied his subject; and his present enlarged work will certainly become and be a standard library book of reference for all pteridologists and ornamental gardeners (whether professional or amateur) who devote attention to filiculture. And there really is no family of plants which is more elegant than are ferns. Indigenous British ferns alone afford a most interesting scope of research and collection."—*Whitehall Review*.

"This is a new and enlarged edition of one of the best extant works on British and foreign ferns which has been called for by the introduction, during the interval of ten years which has elapsed since the issue of the first edition, of a number of exotic species which have been collected and arranged under their respective genera and tribes as an appendix. There are thus introduced 234 entirely new species. The sixty pages devoted to a treatise on the cultivation of ferns are invaluable to the fern-grower, professional or amateur, describing the conditions under which ferns grow in their native country—knowledge which is essential to their really successful cultivation in this."—*Rural World*.

For the Reduced Prices apply to

J. E. TAYLOR, F.I.S., F.G.S.

Flowers: Their Origin, Shapes, Perfumes, and Colours, Illustrated with 32 Coloured Figures by Sowerby, and 161 Woodcuts.
Second Edition. Crown 8vo, cloth gilt, 7s. 6d.

CONTENTS

The Old and New Philosophy of Flowers—The Geological Antiquity of Flowers and Insects—The Geographical Distribution of Flowers—The Structure of Flowering Plants—Relations between Flowers and their Physical Surroundings—Relations between Flowers and the Wind—The Colours of Flowers—The External Shapes of Flowers—The Internal Shapes of Flowers—The Perfumes of Flowers—Social Flowers—Birds and Flowers—The Natural Defecæa of Flowering Plants.

"This is an altogether charming book, full of wisdom, cheerful, simple, attractive, and informed throughout with a high purpose. Its object is to place within reach of the general public in an agreeable form the results of the most recent and comprehensive botanical research. The author is so bold as to ask why flowers were made, and is not without means to answer the question reverently and truthfully. He connects them by the aids that science supplies with the history of creation, and the records of the rocks, and with the history of man, and the progress of the agricultural and horticultural arts. He tells us how they are influenced by soil and climate, how changed and multiplied by insects and other agencies, how their seeds are blown about the world, and how by innumerable divine appointments it at last comes about that the life of a man is environed and beautified with flowers. The work is rich in the results of travel, and it happily connects the vegetable products of the globe with the conditions that favour them and the wants they satisfy. It is therefore a book for all ages, and for botanists and gardeners, as well as for such as rather too gladly confess they know nothing about plants. We should like to see it on every family table in the whole length and breadth of the United Kingdom."—*Gardeners' Magazine*.

The Aquarium: Its Inhabitants, Structure, and Management.

Second Edition, with 238 Woodcuts. Crown 8vo, 3s. 6d.

"Few men have done more to popularise the natural history science than the late Dr Taylor. The work before us, while intended as a handbook to public aquaria, is responsible for many attempts, successful and otherwise, at the construction of the domestic article. The book is replete with valuable information concerning persons and things, while the directions for making and managing aquaria are very clear and concise. The illustrations are numerous, suitable, and very good."—*Schoolmaster*.

"The ichthyologist, be it known, is not such a fearful or horrific 'sort of wild-fowl' as his name would seem to argue him. The prevalence of the breed, the extent of its knowledge, the zeal of its enthusiasm, and the number of the aquaria it has built for itself in town or country, are all part and parcel of that 'march of science' which took its impetus from Darwin and the 'Origin of Species.' Those who do not already know that useful book, 'The Aquarium,' by Mr J. E. Taylor, Ph.D., F.L.S., &c., should procure this new edition (the sixth). It forms a convenient handbook or popular manual to our public aquaria. The aquarium, its inhabitants, its structure and its management, are the author's especial care. And with the help of well-known works and a wide experience he has managed to put together a most praiseworthy book."—*Science Siftings*.

Half-Hours in the Green Lanes. Illustrated with 300 Woodcuts. Fifth Edition. Crown 8vo, 2s. 6d.

"A book which cannot fail to please the young, and from which many an older reader may glean here and there facts of interest in the field of nature. Mr Taylor has endeavoured to collect these facts which are to be recorded daily by an observant country gentleman with a taste for natural history; and he has attempted to put them together in a clear and simple style, so that the young may not only acquire a love for the investigation of nature, but may also put up (by reading this little book) an important store of knowledge. We think the author has succeeded in his object. He has made a very interesting little volume, not written above the heads of its readers as many of those books are, and he has taken care to have most of his natural history observations very accurately illustrated."—*Popular Science Review*.

J. E. Taylor's Books continued.

Any Bookseller at Home and Abroad.

J. E. TAYLOR, F.L.S., F.G.S.—continued.

Half-Hours at the Seaside. Illustrated with 250 Woodcuts. Fourth Edition. Crown 8vo, 2s. 6d.

"The love of natural history has now become so prevalent, at least among purely English readers, that we hardly meet a family at the seaside one of whose members has not some little knowledge of the wonders of the deep. Now, of course, this love of marine zoology is being vastly increased by the existence of the valuable aquaria at the Crystal Palace and at Brighton. Still, however, notwithstanding the amount of admirable works on the subject, more especially the excellent treatises of Gosse and others, there was wanted a cheap form of book with good illustrations which should give a clear account of the ordinary creatures one meets with on the sands and in the rock pools. The want no longer exists, for the excellent little manual that now lies before us embraces all that could be desired by those who are entirely ignorant of the subject of seaside zoology, while its mode of arrangement and woodcuts, which are carefully drawn, combine to render it both attractive and useful."—*Popular Science Review*.

Riding, Veterinary, and Agriculture.

EDWARD L. ANDERSON.

How to Ride and School a Horse. With a System of Horse Gymnastics. Fourth Edition. Revised and Corrected. Crown 8vo, 2s. 6d.

"He is well worthy of a bearing."—*Bell's Life*.

"Mr Anderson is, without doubt, a thorough horseman."—*The Field*.

"It should be a good investment to all lovers of horses."—*The Farmer*.

"There is no reason why the careful reader should not be able, by the help of this little book, to train as well as ride his horses."—*Land and Water*.

JAMES IRVINE LUPTON, F.R.C.V.S.

The Horse, as he Was, as he Is, and as he Ought to Be. Illustrated. Crown 8vo, 3s. 6d.

"Written with a good object in view, namely, to create an interest in the important subject of horse-breeding, more especially that class known as general utility horses. The book contains several illustrations, is well printed and handsomely bound, and we hope will meet with the attention it deserves."—*Live Stock Journal*.

WILLIAM PROCTOR, *Stud Groom*.

The Management and Treatment of the Horse in the Stable, Field, and on the Road. New and Revised Edition. Crown 8vo, 6s.

"There are few who are interested in horses will fail to profit by one portion or another of this useful work. Coming from a practical hand the work should recommend itself to the public."—*Sportsman*.

"There is a fund of sound common-sense views in this work which will be interesting to many owners."—*Field*.

GEORGE GRESSWELL.

The Diseases and Disorders of the Ox. Second Edition. Demy 8vo, 7s. 6d.

"This is perhaps one of the best of the popular books on the subject which has been published in recent years, and demonstrates in a most unmistakable manner the great advance that has been made in Bovine and Ovine Pathology since the days of Youatt. . . . To medical men who desire to know something of the disorders of such an important animal—speaking hygienically—as the Ox, the work can be recommended."—*The Lancet*.

"It is clear, concise, and practical, and would make a very convenient handbook of reference."—*Saturday Review*.

For the Reduced Prices apply to

PROFESSOR SHELDON.

The Future of British Agriculture. How Farmers may best be Benefited. Crown 8vo, 2s. 6d.

"Fortunately Prof. Sheldon has no mind to play the part of a prophet, but from the plenitude of a long experience gives sage counsel how to farm abreast of the time and be ready for whatever may ensue. . . . This little book is well worth reading, and it is pleasant to find that the professor by no means despairs of the future of agriculture in England."—*Academy*.

"We welcome the book as a valuable contribution to our agricultural literature, and as a useful guide to those branches in which the author is especially qualified to instruct."—*Nature*.

"In this beautifully printed and well-bound little book of 158 pp., Professor Sheldon, in his usual happy style, surveys the agricultural field, and indicates what he thinks is the prospect in front of the British farmer. Like a watchman he stands upon his tower—and when asked, What of the night? he disavows not that we are in the night, but earnestly declares that the morning cometh apace. The professor is an optimist; he does not believe that the country is done, and still less does he favour the idea that, taking a wide survey, the former days were better than these. On the contrary, he urges that the way out of the wilderness is not by any by-path, but by going right ahead; and, ere long, the man who holds the banner high will emerge triumphant."—*Scottish Farmer*.

JOHN WATSON, F.L.S.

Ornithology in Relation to Agriculture and Horticulture, by various writers, edited by John Watson, F.L.S., &c. Crown 8vo. 3s. 6d.

LIST OF CONTRIBUTORS.—Miss Eleanor A. Ormerod, late Consulting Entomologist to the Royal Agricultural Society of England; O. V. Aplin, F.L.S., Member of the British Ornithologists' Union; Charles Whitehead, F.L.S., F.G.S., &c., author of "Fifty Years of Fruit Farming"; John Watson, F.L.S., author of "A Handbook for Farmers and Small Holders"; the Rev. F. O. Morris, M.A., author of "A History of British Birds"; G. W. Murdoch, late Editor of *The Farmer*; Riley Fortune, F.Z.S.; T. H. Nelson, Member of the British Ornithologists' Union; T. Southwell, F.Z.S.; Rev. Theo. Wood, B.A., F.I.S.; J. H. Gurney, jun., M.P.; Harrison Weir, F.R.H.S.; W. H. Tuck.

"Will form a textbook of a reliable kind in guiding agriculturists at large in their dealings with their feathered friends and foes alike."—*Glasgow Herald*.

"This is a valuable book, and should go far to fulfil its excellent purpose. . . . It is a book that every agriculturist should possess."—*Land and Water*.

"It is well to know what birds do mischief and what birds are helpful. This book is the very manual to clear up all such doubts."—*Yorkshire Post*.

"In these days of agricultural depression it behoves the farmer to study, among other subjects, ornithology. That he and the gamekeeper often bring down plagues upon the land when they fancy they are ridding it of a pest is exceedingly well illustrated in this series of papers."—*Scotsman*.

India, China, Japan, and the East.

*SURGEON-MAJOR L. A. WADDELL, M.B., F.L.S., F.R.G.S.,
Member of the Royal Asiatic Society, Anthropological Institute, &c.*

The Buddhism of Tibet, with its Mystic Cults, Symbolism, and Mythology, and in its Relation to Indian Buddhism, with over 200 Illustrations. Demy 8vo, 31s. 6d.

SYNOPSIS OF CONTENTS:—Introductory. *Historical*: Changes in Primitive Buddhism leading to Lamaism—Rise, Development, and Spread of Lamaism—The Seats of Lamaism. *Doctrinal*: Metaphysical Sources of the Doctrine—The Doctrine and its Morality—Scriptures and Literature. *Monastic*: The Order of Lamas—Daily Life and Routine—Hierarchy and Reincarnate Lamas. *Buildings*: Monasteries—Temples and Cathedrals—Shrines (and Relics and Pilgrims). *Mythology and Gods*: Pantheon and Images—Sacred Symbols and Charms. *Ritual and Sorcery*: Worship and Ritual—Astrology and Divination—Sorcery and Necromancy. *Festivals and Plays*: Festivals and Holidays—Mystic Plays and Masquerades and Sacred Plays. *Popular Lamaism*: Domestic and Popular Lamaism. *Appendices*: Chronological Table—Bibliography—Index.

"By far the most important mass of original materials contributed to this recouidite study."—*The Times*.

"Dr Waddell deals with the whole subject in a most exhaustive manner, and gives a clear insight into the structure, prominent features, and cults of the system; and to disentangle the early history of Lamaism from the chaotic growth of fable which has invested it, most of the chief internal movements of Lamaism are now for the first time presented in an intelligible and systematic form. The work is a valuable addition to the long series that have preceded it, and is enriched by numerous illustrations, mostly from originals brought from Lhasa, and from photographs by the author, while it is fully indexed, and is provided with a chronological table and bibliography."—*Liverpool Courier*.

"A book of exceptional interest."—*Glasgow Herald*.

"A learned and elaborate work, likely for some time to come to be a source of reference for all who seek information about Lamaism. . . . In the appendix will be found a chronological table of Tibetan events, and a bibliography of the best literature bearing on Lamaism. There is also an excellent index, and the numerous illustrations are certainly one of the distinctive features of the book."—*Morning Post*.

"Cannot fail to arouse the liveliest interest. The author of this excellently produced, handsomely illustrated volume of nearly six hundred pages has evidently spared no pains in prosecuting his studies. . . . The book is one of exceptional value, and will attract all those readers who take an interest in the old religions of the far East."—*Publishers' Circular*.

SIR EDWIN ARNOLD, M.A., Author of "The Light of Asia," &c.

The Book of Good Counsels. Fables from the Sanscrit of the Hitopadésa. With Illustrations by Gordon Browne. Autograph and Portrait. Crown 8vo, antique, gilt top, 5s.

A few copies of the large paper Edition (limited to 100 copies), bound in white vellum, 25s. each net.

"The Book of Good Counsels,' by Sir Edwin Arnold, comes almost as a new book, so long has it been out of print. Now, in addition to being very tastefully and prettily reissued, it contains numerous illustrations by Mr Gordon Browne. As some few may remember, it is a book of Indian stories and poetical maxims from the Sanskrit of the Hitopadésa. The book is almost a volume of fairy tales, and may pass for that with the younger generation, but it is a little too heavily overlaid with philosophy to be dismissed wholly as such. In fact, like all that Sir Edwin Arnold has brought before us, it is full of curious fancies, and that it is a charming little book to look at is its least merit."—*Daily Graphic*.

For the Reduced Prices apply to

CAPTAIN JAMES ABBOTT.

Narrative of a Journey from Herat to Khiva, Moscow, and St Petersburg during the late Russian invasion at Khiva. With Map and Portrait. 2 vols., demy 8vo, 24s.

The real interest of the work consists in its store of spirited anecdote, its entertaining sketches of individual and national character, its graphic pictures of Eastern life and manners, its simply told tales of peril, privation, and suffering encountered and endured with a soldier's courage. Over the whole narrative, the *naïveté* and frankness of the writer cast a charm that far more than covers its occasional eccentricities of style and language. It has seldom fallen to our lot to read a more interesting narrative of personal adventure. Rarely, indeed, do we find an author whose constant presence, through almost the whole of two large volumes, is not only tolerable, but welcome. Few readers will rise from a perusal of the narrative without a strong feeling of personal sympathy and interest in the gallant Major; even though here and there unable to repress a smile at some burst of ecstasy, some abrupt apostrophe, such as would never have been perpetrated by a practical writer, and a man of the world.

SIR E. C. BAYLEY.

The Local Muhammadan Dynasties, Gujarat. Forming a Sequel to Sir H. M. Elliott's "History of the Muhammadan Empire of India." Demy 8vo, 21s.

"The value of the work consists in the light which it serves to throw upon disputed dates and obscure transactions. As a work of reference it is doubtless useful. Regarding the way in which its learned translator and editor has acquitted himself of his task it is scarcely necessary to write; a profound scholar and painstaking investigator, his labours are unusually trustworthy, and the world of letters will doubtless award him that meed of praise, which is rarely withheld from arduous and conscientious toil, by assigning him, in death, a niche in the temple of fame, side by side with his venerated master, Sir Henry Elliott."—*Academy*.

"This book may be considered the first of a series designed rather as a supplement than complement to the 'History of India as Told by its own Historians.' Following the Preface, a necessarily brief biographical notice—written in the kindly and appreciative spirit which ever characterises the style of the learned editor of Marco Polo, whose initials are scarcely needed to confirm his identity—explains how on Professor Dowson's death, Sir Edward Clive Bayley was induced to undertake an editorship for which he was eminently qualified by personal character and acquaintance with the originator of the project which constituted his *raison d'être*. But the new editor did not live to see the actual publication of his first volume. Scarcely had he completed it for the press, when his career was brought to a close. A singular fatality seems to have attended the several able men who have taken the leading part in preserving this particular monument of genuine history. Henry Elliott, John Dowson, Edward Clive Bayley, and more recently still (during the current year), Edward Thomas, the high-class numismatist, all have passed away, with hands upon the plough in the very field of Oriental research. Without asking to whose care the preparation of any future volumes may be entrusted, let us be thankful for the work, so far completed and—at this time especially—for the instalment which has just appeared."—*Athenæum*.

SIR GEORGE BIRDWOOD, M.D.

Report on the Old Records of the India Office, with Maps and Illustrations. Royal 8vo, 12s. 6d.

"Those who are familiar with Sir George Birdwood's literary method will appreciate the interest and the wealth of historical illustration with which he invests these topics."—*Times*, Feb. 26, 1891.

"Sir George Birdwood has performed a Herculean task in exploring, sorting, and describing the masses of old India Office records, which Mr Danvers has now got into a state of admirable arrangement, so that, with the help of Sir George's Index, they may be readily and profitably consulted by students."—*Scotsman*.

Any Bookseller at Home and Abroad.

E. BONAVIDA, M.D., Brigade-Surgeon, Indian Medical Service.

The Cultivated Oranges and Lemons of India and Ceylon. Demy 8vo, with Atlas of Plates, 30s.

"The amount of labour and research that Dr Bonavia must have expended on these volumes would be very difficult to estimate, and it is to be hoped that he will be repaid, to some extent at least, by the recognition of his work by those who are interested in promoting the internal industries of India."—*Home News*.

"There can be no question that the author of this work has devoted much time and trouble to the study of the Citrus family in India. That the preparation of the book has been a labour of love is evident throughout its pages."—*The Englishman*.

*F. C. DANVERS, Registrar and Superintendent of Records,
India Office, London.*

Report to the Secretary of State for India in Council on the Portuguese Records relating to the East Indies, contained in the *Archivo da Torre de Tombo*, and the Public Libraries at Lisbon and Evora. Royal 8vo, sewed, 6s. net.

"The whole book is full of important and interesting materials for the student alike of English and of Indian history."—*Times*.

"It is more than time that some attention was paid to the history of the Portuguese in India by Englishmen, and Mr Danvers is doing good service to India by his investigation into the Portuguese records."—*India*.

"We are very grateful for it, especially with the gratitude which consists in a longing for more favours to come. The Secretary of State spends much money on worse things than continuing the efforts of which the book under review is only the first result."—*Asiatic Quarterly Review*.

The visits of inspection into the records preserved in Portugal bearing on the history of European enterprises in Eastern seas, which were authorised by the Secretary of State for India in 1891 and 1892, have resulted in the production of a most interesting report, which shows that a vast store of historical papers has been carefully preserved in that country, which deserves more thorough investigation. Mr Danvers, whose devotion to the duties of the Record Department is well known, hastened to carry out his instructions, and his report fully attests the earnestness with which he pursued his task. The documents range in date from 1500 to the present date, and contain clusters of documents numbering 12,465 and 5,274, and 1,783 in extent, besides many other deeply interesting batches of smaller bulk. It seems that no copies exist of most of these documents among our own records, a fact which invests them with peculiar interest.

GEORGE DOBSON.

Russia's Railway Advance into Central Asia. Notes of a Journey from St Petersburg to Samarkand, Illustrated. Crown 8vo, 7s. 6d.

"The letters themselves have been expanded and rewritten, and the work contains seven additional chapters, which bring the account of the Transcaasian Provinces down to the present time. Those of our readers who remember the original letters will need no further commendation of our correspondent's accuracy of information and graphic powers of description."—*Times*.

"Offers a valuable contribution to our knowledge of this region. The author journeyed from St Petersburg to Samarkand by the Russian trains and steamers. He wonders, as so many have wondered before, why the break in the line of railway communication which is made by the Caspian Sea is allowed to continue. His book is eminently impartial, and he deals with the question of trade between India and Central Asia in a chapter full of the highest interest, both for the statesman and the British merchant."—*Daily Telegraph*.

For the Reduced Prices apply to

REV. A. J. D. D'ORSEY, B.D., K.C., P.O.C.

Portuguese Discoveries, Dependencies, and Missions in Asia and Africa, with Maps. Crown 8vo, 7s. 6d.

CONTENTS.

Book I.

Introductory.
The Portuguese in Europe and Asia.
Portugal and the Portuguese.
Portuguese Discoveries in the Fifteenth Century.
Portuguese Conquests of India in the Sixteenth Century.
The Portuguese Empire in the Sixteenth Century.

Book II.

The Portuguese Missions in Southern India.
Early History of the Church in India.
First Meeting of the Portuguese with the Syrians.
Pioneers of the Portuguese Missions.
The Rise of the Jesuits.
The Jesuits in Portugal.
St Francis Xavier's Mission in India.
Subsequent Missions in the Sixteenth Century.

Book III.

The Subjugation of the Syrian Church.
Roman Claim of Supremacy.
First Attempt, by the Franciscans.
Second Attempt, by the Jesuits.
The Struggle against Rome.

Book III.—continued.

The Archbishop of Goa.
The Synod of Diamper.
The Triumph of Rome.

Book IV.

Subsequent Missions in Southern India, with special reference to the Syrians.
Radiation of Mission of Goa.
The Madura Mission.
Portuguese Missions in the Carnatic.
Syrian Christians in the Seventeenth Century.
Syrian Christians in the Eighteenth Century.

Book V.

The Portuguese Missions, with special reference to Modern Missionary efforts in South India.
The First Protestant Mission in South India.
English Missions to the Syrians 1806-16.
English Missions and the Syrian Christians.
The Disruption and its Results.
Present State of the Syrian Christians.
The Revival of the Romish Missions in India.

GENERAL GORDON, C.B.

Events in the Taeping Rebellion. Being Reprints of MSS. copied by General Gordon, C.B., in his own handwriting; with Monograph, Introduction, and Notes. By A. Egmont Hake, author of "The Story of Chinese Gordon." With Portrait and Map. Demy 8vo, 18s.

"A valuable and graphic contribution to our knowledge of affairs in China at the most critical period of its history."—*Leeds Mercury*.

"Mr Hake has prefixed a vivid sketch of Gordon's career as a 'leader of men,' which shows insight and grasp of character. The style is perhaps somewhat too emphatic and ejaculatory—one seems to hear echoes of Hugo, and a strain of Mr Walter Besant—but the spirit is excellent."—*Athenæum*.

"Without wearying his readers by describing at length events which are as familiar in our mouths as household words, he contents himself with giving a light sketch of them, and fills in the picture with a personal narrative which to most people will be entirely new."—*Saturday Review*.

F. V. GREENE, *Military Attaché to the U.S. Legation at St Petersburg.*

Sketches of Army Life in Russia. Crown 8vo, 9s.

Any Bookseller at Home and Abroad.

M. GRIFFITH.

India's Princes. Short Life Sketches of the Native Rulers of India, with 47 Portraits and Illustrations. Demy 4to, gilt top, 21s.

LIST OF PORTRAITS.

THE PUNJAB.

H.H. the Maharaja of Cashmere.
H.H. the Maharaja of Patiala.
H.H. the Maharaja of Kapurthalla.

RAJPUTANA.

The Maharaja of Ondipur.
The Maharaja of Jeypore.
The Maharaja of Jodhpur.
The Maharaja of Ulware.
The Maharaja of Bhurtpur.

CENTRAL INDIA.

H.H. the Maharaja Holkar of Indore.
H.H. the Maharaja Scindia of Gwalior.
H.H. the Begum of Bhopal.

THE BOMBAY PRESIDENCY.

H.H. the Gaikwar of Baroda.
H.H. the Rao of Cutch.
H.H. the Raja Kolhapur.
H.H. the Nawah of Junagarh.
H.H. the Thakore Sahib of Bhavnagar.
H.H. the Thakore Sahib of Dhangadra.
H.H. the Thakore Sahib of Morvi.
H.H. the Thakore Sahib of Gondal.

SOUTHERN INDIA.

H.H. the Nizam of Hyderabad.
H.H. the Maharaja of Mysore.
H.H. the Maharaja of Travancore.

"A handsome volume containing a series of photographic portraits and local views with accompanying letterpress, giving biographical and political details, carefully compiled and attractively presented."—*Times*.

C. HAMILTON.

Hedaya or Guide. A Commentary on the Mussulman Laws. Second Edition. With Preface and Index by S. G. Grady. 8vo, 35s.

"A work of very high authority in all Moslem countries. It discusses most of the subjects mentioned in the Koran and Sunna."—MILL'S Muhammadanism.

The great Law-Book of India, and one of the most important monuments of Mussulman legislation in existence.

"A valuable work."—ALLIBONE.

SYNOPSIS OF CONTENTS.

| | |
|--|---|
| Of Zakat. | Of Widda or Deposits. |
| Of Nikkah or Marriage. | Of Areat or Loans. |
| Of Rizza or Fosterage. | Of Hibba or Gifts. |
| Of Talak or Divorce. | Of Ijaro or Hire. |
| Of Ittak or the Manumission of Slaves. | Of Mokathes. |
| Of Eiman or Vows. | Of Willa. |
| Of Hoodood or Punishment. | Of Ikrar or Compulsion. |
| Of Saraka or Larceny. | Of Hijr or Inhibition. |
| Of Al Seyir or the Inatitudes. | Of Mazoons or Licensed Slaves. |
| Of the Law respecting Lakeets or Foundlings. | Of Ghazh or Usurpation. |
| Of Looktas or Troves. | Of Shaffa. |
| Of Ibhak or the Absconding of Slaves. | Of Kissmat or Partition. |
| Of Mafkoods or Missing Persons. | Of Mozarea or Compacts of Cultivation. |
| Of Shirkat or Partnership. | Of Mosakat or Compacts of Gardening. |
| Of Wakf or Appropriations. | Of Zabbah or the Slaying of Animals for Food. |
| Of Sale. | Of Uzhsea or Sacrifice. |
| Of Serf Sale. | Of Kirabeeat or Abominations. |
| Of Kafalit or Bail. | Of the Cultivation of Waste Lands. |
| Of Hawalit or the Transfer of the Kazee. | Of Prohibited Liquors. |
| Of the Duties of the Kazee. | Of Hunting. |
| Of Shabadit or Evidence. | Of Rahn or Pawns. |
| Of Retraction of Evidence. | Of Janayat or Offences against the Person. |
| Of Agency. | Of Deedayat or Fines. |
| Of Dawes or Claim. | Of Mawakil or the Levying of Fines. |
| Of Ikrar or Acknowledge. | Of Wasaya or Wills. |
| Of Sooh or Composition. | Of Hermaphrodites. |
| Of Mozaribat or Co-partnership in the Profits of Stock and Labour. | |

For the Reduced Prices apply to

HOWARD HENSMAN, *Special Correspondent of the "Pioneer" (Allahabad) and the "Daily News" (London).*

The Afghan War, 1879-80. Being a complete Narrative of the Capture of Cabul, the Siege of Sherpur, the Battle of Ahmed Khel, the March to Candahar, and the defeat of Ayub Khan. With Maps. Demy 8vo, 21s.

"Sir Frederick Roberts says of the letters here published in a collected form that 'nothing could be more accurate or graphic.' As to accuracy no one can be a more competent judge than Sir Frederick, and his testimony stamps the book before us as constituting especially trustworthy material for history. Of much that he relates Mr Hensman was an eye-witness; of the rest he was informed by eye-witnesses immediately after the occurrence of the events recorded. We are assured by Sir Frederick Roberts that Mr Hensman's accuracy is complete in all respects. Mr Hensman enjoyed singular advantages during the first part of the war, for he was the only special correspondent who accompanied the force which marched out of Ali Kheyl in September 1879. One of the most interesting portions of the book is that which describes the march of Sir Frederick Roberts from Cabul to Candahar. Indeed, the book is in every respect interesting and well written, and reflects the greatest credit on the author."—*Athenæum*.

Sir H. HUNTER.

A Statistical Account of Bengal.

20 vols. Demy 8vo, £6.

1. Twenty-four Parganas and Sundarbans.
2. Nadiya and Jessor.
3. Midnapur, Hugli, and Hourah.
4. Bardwan, Birbhum, and Bankhura.
5. Dacca, Bakarganj, Faridpur, and Maimansingh.
6. Chittagong Hill Tracts, Chitragong, Noakhali, Tipperah, and Hill Tipperah State.
7. Meldah, Raugpur, Dinajpur.
8. Rajshah and Bogra.
9. Murshidabad and Pabna.
10. Darjiling, Jalpaiguri, and Kutch Behar State.
11. Patna and Saran.
12. Gaya and Shahabad.
13. Tirhut and Champaran.
14. Bhagalpur and Santal Parganas.
15. Monghyr and Purneah.

Bengal MS. Records, a selected list of Letters in the Board of Revenue, Calcutta, 1782-1807, with an Historical Dissertation and Analytical Index. 4 vols. Demy 8vo, 30s.

"This is one of the small class of original works that compel a reconsideration of views which have been long accepted and which have passed into the current history of the period to which they refer. Sir William Wilson Hunter's exhaustive examination of the actual state of the various landed classes of Bengal during the last century renders impossible the further acceptance of these hitherto almost indisputable *dicta* of Indian history. The chief materials for that examination have been the contemporary MS. records preserved in the Board of Revenue, Calcutta, of which Sir William Hunter gives a list of 14,136 letters dealing with the period from 1782 to 1807. Nothing could be more impartial than the spirit in which he deals with the great questions involved. He makes the actual facts, as recorded by these letters, written at the time, speak for themselves. But those who desire to learn how that system grew out of the pre-existing land rights and land usages of the province will find a clear and authoritative explanation. If these four volumes stood alone they would place their author in the first rank of scientific historians; that is, of the extremely limited class of historians who write from original MSS. and records. But they do not stand alone. They are the natural continuation of the author's researches, nearly a generation ago, among the District Archives of Bengal, which produced his 'Annals of Rural Bengal' in 1868 and his 'Orissa' in 1872. They are also the first-fruits of that comprehensive history of India on which he has been engaged for the last twenty years, for which he has collected in each province of India an accumulation of tested local materials such as has never before been brought together in the hands, and by the labours, of any worker in the same stupendous field, and which, when completed, will be the fitting crown of his lifelong services to India. These volumes are indeed an important instalment towards the projected *magnum opus*; and in this connection it is of good augury to observe that they maintain their author's reputation for that fulness and minuteness of knowledge, that grasp of principles and philosophic insight, and that fertility and charm of literary expression which give Sir William Hunter his unique place among the writers of his day on India."—*The Times*.

Any Bookseller at Home and Abroad.

REV. T. P. HUGHES.

A Dictionary of Islam, being a Cyclopædia of the Doctrines, Rites, Ceremonies, and Customs, together with the Technical and Theological Terms of the Muhammadan Religion. With numerous Illustrations. Royal 8vo, £2 2s.

"Such a work as this has long been needed, and it would be hard to find any one better qualified to prepare it than Mr Hughes. His 'Notes on Muhammadanism,' of which two editions have appeared, have proved decidedly useful to students of Islam, especially in India, and his long familiarity with the tenets and customs of Moslems has placed him in the best possible position for deciding what is necessary and what superfluous in a 'Dictionary of Islam.' His usual method is to begin an article with the text in the Koran relating to the subject, then to add the traditions bearing upon it, and to conclude with the comments of the Mohammedan scholiasts and the criticisms of Western scholars. Such a method, while involving an infinity of labour, produces the best results in point of accuracy and comprehensiveness. The difficult task of compiling a dictionary of so vast a subject as Islam, with its many sects, its saints, khalifs, ascetics, and dervishes, its festivals, ritual, and sacred places, the dress, manners, and customs of its professors, its commentators, technical terms, science of tradition and interpretation, its superstitions, magic, and astrology, its theoretical doctrines and actual practices, has been accomplished with singular success; and the dictionary will have its place among the standard works of reference in every library that professes to take account of the religion which governs the lives of forty millions of the Queen's subjects. The articles on 'Marriage,' 'Women,' 'Wives,' 'Slavery,' 'Tradition,' 'Sufi,' 'Muhammad,' 'Da'wah' or Incantation, 'Burial,' and 'God,' are especially admirable. Two articles deserve special notice. One is an elaborate account of Arabic 'Writing' by Dr Steingass, which contains a vast quantity of useful matter, and is well illustrated by woodcuts of the chief varieties of Arabic script. The other article to which we refer with special emphasis is Mr F. Pincott on 'Sikhism.' There is something on nearly every page of the dictionary that will interest and instruct the students of Eastern religion, manners, and customs."—*Athenæum*.

Dictionary of Muhammadan Theology.

Notes on Muhammadanism. By Rev. T. P. Hughes. Third Edition, revised and enlarged. Fcap. 8vo, 6s.

"Altogether an admirable little book. It combines two excellent qualities, abundance of facts and lack of theories. . . . On every one of the numerous heads (over fifty) into which the book is divided, Mr Hughes furnishes a large amount of very valuable information, which it would be exceedingly difficult to collect from even a large library of works on the subject. The book might well be called a 'Dictionary of Muhammadan Theology,' for we know of no English work which combines a methodical arrangement (and consequently facility of reference) with fulness of information in so high a degree as the little volume before us."—*The Academy*.

"It contains *multum in parvo*, and is about the best outline of the tenets of the Muslim faith which we have seen. It has, moreover, the rare merit of being accurate; and, although it contains a few passages which we would gladly see expunged, it cannot fail to be useful to all Government employes who have to deal with Muhammadans; whilst to missionaries it will be invaluable."—*The Times of India*.

"The main object of the work is to reveal the real and practical character of the Islam faith, and in this the author has evidently been successful."—*The Standard*.

For the Reduced Prices apply to

MRS GRACE JOHNSON, Silver Medallist, Cookery Exhibition.
Anglo-Indian and Oriental Cookery. Crown 8vo, 3s. 6d.

H. G. KEENE, C.I.E., B.C.S., M.R.A.S., &c.

History of India. From the Earliest Times to the Present Day. For the use of Students and Colleges. 2 vols. Crown 8vo, with Maps, 16s.

"The main merit of Mr Keene's performance lies in the fact that he has assimilated all the authorities, and has been careful to bring his book down to date. He has been careful in research, and has availed himself of the most recent materials. He is well known as the author of other works on Indian history, and his capacity for his self-imposed task will not be questioned. We must content ourselves with this brief testimony to the labour and skill bestowed by him upon a subject of vast interest and importance. Excellent proportion is preserved in dealing with the various episodes, and the style is clear and graphic. The volumes are supplied with many useful maps, and the appendix include notes on Indian law and on recent books about India."—*Globe*.

"Mr Keene has the admirable element of fairness in dealing with the succession of great questions that pass over his pages, and he wisely devotes a full half of his work to the present century. The appearance of such a book, and of every such book, upon India is to be hailed at present. A fair-minded presentation of Indian history like that contained in Mr Keene's two volumes is at this moment peculiarly welcome."—*Times*.

"In this admirably clear and comprehensive account of the rise and consolidation of our great Indian Empire, Mr Keene has endeavoured to give, without prolixity, 'a statement of the relevant facts at present available, both in regard to the origin of the more important Indian races and in regard to their progress before they came under the unifying processes of modern administration.' To this undertaking is, of course, added the completion of the story of the 'unprecedented series of events' which have led to the amalgamation of the various Indian tribes or nationalities under one rule. In theory, at least, there is finality in history. Mr Keene traces the ancient Indian races from their earliest known ancestors and the effect of the Aryan settlement. He marks the rise of Buddhism and the great Muslim Conquest, the end of the Pathans, and the advent of the Empire of the Mughals. In rapid succession he reviews the Hindu revival, the initial establishment of English influence, and the destruction of French power. The author records the policy of Cornwallis, the wars of Wellesley, and the Administration of Minto—the most important features in Indian history before the establishment of British supremacy. It is a brilliant record of British prowess and ability of governing inferior races that Mr Keene has to place before his readers. We have won and held India by the sword, and the policy of the men we send out year by year to assist in its administration is largely based on that principle. The history of the land, of our occupation, and our sojourning, so ably set forth in these pages, is inseparable from that one essential fact."—*Morning Post*.

An Oriental Biographical Dictionary. Founded on materials collected by the late Thomas William Beale. New Edition, revised and enlarged. Royal 8vo, 28s.

"A complete biographical dictionary for a country like India, which in its long history has produced a profusion of great men, would be a vast undertaking. The suggestion here made only indicates the line on which the dictionary, at some future time, could be almost indefinitely extended, and rendered still more valuable as a work of reference. Great care has evidently been taken to secure the accuracy of all that has been included in the work, and that is of far more importance than mere bulk. The dictionary can be commended as trustworthy, and reflects much credit on Mr Keene. Several interesting lists of rulers are given under the various founders of dynasties."—*India*.

The Fall of the Moghul Empire. From the Death of Aurungzeb to the Overthrow of the Mahratta Power. A New Edition, with Corrections and Additions. With Map. Crown 8vo, 7s. 6d.

This work fills up a blank between the ending of Elphinstone's and the commencement of Thornton's Histories.

Fifty-Seven. Some Account of the Administration of Indian Districts during the Revolt of the Bengal Army. Demy 8vo, 6s.

G. B. MALLESON.

History of the French in India. From the Founding of Pondicherry in 1674, to the Capture of that place in 1761. New and Revised Edition, with Maps. Demy 8vo, 16s.

"Colonel Malleison has produced a volume alike attractive to the general reader and valuable for its new matter to the special student. It is not too much to say that now, for the first time, we are furnished with a faithful narrative of that portion of European enterprise in India which turns upon the contest waged by the East India Company against French influence, and especially against Dupleix."—*Edinburgh Review*.

"It is pleasant to contrast the work now before us with the writer's first bold plunge into historical composition, which elapsed every one within his reach. He swims now with a steady stroke, and there is no fear of his sinking. With a keener insight into human character, and a larger understanding of the sources of human action, he combines all the power of animated recital which invested his earlier narratives with popularity."—*Fortnightly Review*.

"The author has had the advantage of consulting French Archives, and his volume forms a useful supplement to Orme."—*Athenæum*.

Final French Struggles in India and on the Indian Seas. New Edition. Crown 8vo, 6s.

"How India escaped from the government of prefects and sub-prefects to fall under that of Commissioners and Deputy-Commissioners; why the Penal Code of Lord Macaulay reigns supreme instead of a Code Napoleon; why we are not looking on helplessly from Mahe, Karikal, and Pondicherry, while the French are ruling all over Madras, and spending millions of francs in attempting to cultivate the slopes of the Neilgherries, may be learnt from this modest volume. Colonel Malleison is always painstaking, and generally accurate; his style is transparent, and he never loses sight of the purpose with which he commenced to write."—*Saturday Review*.

"A book dealing with such a period of our history in the East, besides being interesting, contains many lessons. It is written in a style that will be popular with general readers."—*Athenæum*.

History of Afghanistan, from the Earliest Period to the Outbreak of the War of 1878. With map. Demy 8vo, 18s.

"The name of Colonel Malleison on the title-page of any historical work in relation to India or the neighbouring States, is a satisfactory guarantee both for the accuracy of the facts and the brilliancy of the narrative. The author may be complimented upon having written a History of Afghanistan which is likely to become a work of standard authority."—*Scotsman*.

The Battlefields of Germany, from the Outbreak of the Thirty Years' War to the Battle of Blenheim. With Maps and 1 Plan. Demy 8vo, 16s.

"Colonel Malleison has shown a grasp of his subject, and a power of vivifying the confused passages of battle, in which it would be impossible to name any living writer as his equal. In imbuing these almost forgotten battlefields with fresh interest and reality for the English reader, he is reopening one of the most important chapters of European history, which no previous English writer has made so interesting and instructive as he has succeeded in doing in this volume."—*Academy*.

Ambushes and Surprises, being a Description of some of the most famous instances of the Leading into Ambush and the Surprises of Armies, from the time of Hannibal to the period of the Indian Mutiny. With a portrait of General Lord Mark Ker, K.C.B. Demy 8vo, 18s.

For the Reduced Prices apply to

MRS MANNING.

Ancient and Mediæval India. Being the History, Religion, Laws, Caste, Manners and Customs, Language, Literature, Poetry, Philosophy, Astronomy, Algebra, Medicine, Architecture, Manufactures, Commerce, &c., of the Hindus, taken from their Writings. With Illustrations. 2 vols. Demy 8vo, 30s.

J. MORRIS, Author of "The War in Korea," &c., thirteen years resident in Tokio under the Japanese Board of Works.

Advance Japan. A Nation Thoroughly in Earnest. With over 100 Illustrations by R. Isayama, and of Photographs lent by the Japanese Legation. 8vo, 12s. 6d.

"Is really a remarkably complete account of the land, the people, and the institutions of Japan, with chapters that deal with matters of such living interest as its growing industries and armaments, and the origin, incidents, and probable outcome of the war with China. The volume is illustrated by a Japanese artist of repute; it has a number of useful statistical appendices, and it is dedicated to His Majesty the Mikado."—*Scotsman*.

DEPUTY SURGEON-GENERAL C. T. PASKE, late of the Bengal Army, and Edited by F. C. AFLALO.

Life and Travel in Lower Burmah, with frontispiece. Crown 8vo, 6s.

"In dealing with life in Burmah we are given a pleasant insight into Eastern life; and to those interested in India and our other Eastern possessions, the opinions Mr Paske offers and the suggestions he makes will be delightful reading. Mr Paske has adopted a very light style of writing in 'Myamma,' which lends an additional charm to the short historical-cum-geographical sketch, and both the writer and the editor are to be commended for the production of a really attractive book."—*Public Opinion*.

ALEXANDER ROGERS, Bombay Civil Service Retired.

The Land Revenue of Bombay. A History of its Administration, Rise, and Progress. 2 vols, with 18 Maps. Demy 8vo, 30s.

"These two volumes are full of valuable information not only on the Land Revenue, but on the general condition and state of cultivation in all parts of the Bombay Presidency. Each collectorate is described separately, and an excellent map of each is given, showing the divisional headquarters, market-towns, trade centres, places of pilgrimage, travellers, bungalows, municipalities, hospitals, schools, post offices, telegraphs, railways, &c."—*Mirror of British Museum*.

"Mr Rogers has produced a continuous and an authoritative record of the land changes and of the fortunes of the cultivating classes for a full half-century, together with valuable *data* regarding the condition and burdens of those classes at various periods before the present system of settlement was introduced. Mr Rogers now presents a comprehensive view of the land administration of Bombay as a whole, the history of its rise and progress, and a clear statement of the results which it has attained. It is a narrative of which all patriotic Englishmen may feel proud. The old burdens of native rule have been lightened, the old injustices mitigated, the old fiscal cruelties and exactions abolished. Underlying the story of each district we see a perennial struggle going on between the increase of the population and the available means of subsistence derived from the soil. That increase of the population is the direct result of the peace of the country under British rule. But it tends to press more and more severely on the possible limits of local cultivation, and it can only be provided for by the extension of the modern appliances of production and distribution. Mr Rogers very properly confines himself to his own subject. But there is ample evidence that the extension of roads, railways, steam factories, and other industrial enterprises, have played an important part in the solution of the problem, and that during recent years such enterprises have been powerfully aided by an abundant currency."—*The Times*.

G. P. SANDERSON, *Officer in Charge of the Government
Elephant Keddahs.*

Thirteen Years among the Wild Beasts of India; their Haunts and Habits, from Personal Observation. With an account of the Modes of Capturing and Taming Wild Elephants. With 21 full-page Illustrations, Reproduced for this Edition direct from the original drawings, and 3 Maps. Fifth Edition. Fcap. 4to, 12s.

"We find it difficult to hasten through this interesting book; on almost every page some incident or some happy descriptive passage tempts the reader to linger. The author relates his exploits with ability and with angular modesty. His adventures with man-eaters will afford lively entertainment to the reader, and indeed there is no portion of the volume which he is likely to wish shorter. The illustrations add to the attractions of the book."—*Pall Mall Gazette.*

"This is the best and most practical book on the wild game of Southern and Eastern India that we have read, and displays an extensive acquaintance with natural history. To the traveller proposing to visit India, whether he be a sportsman, a naturalist, or an antiquarian, the book will be invaluable: full of incident and sparkling with anecdotes."—*Bailey's Magazine.*

ROBERT SEWELL, *Madras Civil Service.*

Analytical History of India. From the Earliest Times to the Abolition of the East India Company in 1858. Post 8vo, 8s.

"Much labour has been expended on this work."—*Athenæum.*

EDWARD THORNTON.

A Gazetteer of the Territories under the Government of the Viceroy of India. New Edition, Edited and Revised by Sir Roper Lethbridge, C.I.E., late Press Commissioner in India, and Arthur N. Wollaston, H.M. Indian (Home) Civil Service, Translator of the "Anwar-i-Suhaili." In one volume, 8vo, 1,000 pages, 28s.

Hunter's "Imperial Gazetteer" has been prepared, which is not only much more ample than its predecessor, but is further to be greatly enlarged in the New Edition now in course of production. In these circumstances it has been thought incumbent, when issuing a New Edition of Thornton's "Gazetteer" corrected up to date, to modify in some measure the plan of the work by omitting much of the detail and giving only such leading facts and figures as will suffice for ordinary purposes of reference, a plan which has the additional advantage of reducing the work to one moderate-sized volume.

It is obvious that the value of the New Edition must depend in a large measure upon the care and judgment which have been exercised in the preparation of the letterpress. The task was, in the first instance, undertaken by Mr Roper Lethbridge, whose literary attainments and acquaintance with India seemed to qualify him to a marked degree for an undertaking demanding considerable knowledge and experience. But in order further to render the work as complete and perfect as possible, the publishers deemed it prudent to subject the pages to the scrutiny of a second Editor, in the person of Mr Arthur Wollaston, whose lengthened service in the Indian Branch of the Civil Service of this country, coupled with his wide acquaintance with Oriental History, gives to his criticism an unusual degree of weight and importance. The joint names which appear on the title-page will, it is hoped, serve as a guarantee to the public that the "Gazetteer" is in the main accurate and trustworthy, free alike from sins of omission and commission. It will be found to contain the names of many hundreds of places not included in any former edition, while the areas and populations have been revised by the data given in the Census Report of 1881.

** The chief objects in view in compiling this Gazetteer are:—

1st. To fix the relative position of the various cities, towns, and villages with as much precision as possible, and to exhibit with the greatest practicable brevity all that is known respecting them; and

2ndly. To note the various countries, provinces, or territorial divisions, and to describe the physical characteristics of each, together with their statistical, social, and political circumstances.

For the Reduced Prices apply to

DR C. EDWARD SACHAU.

Athâr-Ul-Bâkiya of Albîrûni: The Chronology of Ancient Nations, an English Version of the Arabic Text Translated and Edited with Notes and Index. Imp. 8vo (480 pp.), 42s.

A book of extraordinary erudition compiled in A. D. 1000.

A. J. WALL.

Indian Snake Poisons: Their Nature and Effects. Crown 8vo, 6s.

CONTENTS.

The Physiological Effects of the Poison of the Cobra (*Naja Tripudians*).—The Physiological Effects of the Poison of Russell's Viper (*Daboia Russellii*).—The Physiological Effects produced by the Poison of the Bungarus Fasciatus and the Bungarus Coeruleus.—The Relative Power and Properties of the Poisons of Indian and other Venomous Snakes.—The Nature of Snake Poisons.—Some practical considerations connected with the subject of Snake-Poisoning, especially regarding Prevention and Treatment.—The object that has been kept in view, has been to define as closely as possible the conditions on which the mortality from Snake-bites depends, both as regards the physiological nature of the poisoning process, and the relations between the reptiles and their victims, so as to indicate the way in which we should best proceed with the hope of diminishing the fearful mortality that exists.

S. WELLS WILLIAMS, LL.D., *Professor of the Chinese Language and Literature at Yale College.*

China—The Middle Kingdom. A Survey of the Geography, Government, Literature, Social Life, Arts, and History of the Chinese Empire and its Inhabitants. Revised Edition, with 74 Illustrations and a New Map of the Empire. 2 vols. Demy 8vo, 42s.

"Williams' 'Middle Kingdom' remains unrivalled as the most full and accurate account of China—its inhabitants, its arts, its science, its religion, its philosophy—that has ever been given to the public. Its minuteness and thoroughness are beyond all praise."—*North American Review*.

"The standard work on the subject."—*Globe*.

PROFESSOR H. H. WILSON.

Glossary of Judicial and Revenue Terms, including words from the Arabic, Teluga, Karnata, Tamil, Persian, Hindustani, Sanskrit, Hindi, Bengali, Marathi, Guzarathi, Malayalam, and other languages. 4to, 30s.

"It was the distinguishing characteristic of our late director that he considered nothing unworthy of his labours that was calculated to be useful, and was never influenced in his undertakings by the mere desire of acquiring distinction or increasing his fame. Many of his works exhibit powers of illustration and close reasoning, which will place their author in a high position among the literary men of the age. But it is as a man of deep research and as a Sanskrit scholar and Orientalist, as the successor of Sir Wm. Jones and H. T. Colebrooke, the worthy wearer of their mantles and inheritor of the pre-eminence they enjoyed in this particular department of literature, that his name will especially live among the eminent men of learning of his age and country."—H. T. PRINSEP.

"A work every page of which teems with information that no other scholar ever has or could have placed before the public. . . . The work must ever hold a foremost place not only in the history of India but in that of the human race."—*Edinburgh Review*.

LIEUT. G. J. YOUNGHUSBAND, *Queen's Own Corps of Guides.*

Eighteen Hundred Miles in a Burmese Tat, through Burmah, Siam, and the Eastern Shan States. Illustrated. Crown 8vo, 5s.

Any Bookseller at Home and Abroad.

